


CI/Sfb	(43)Y+(44)	Hh

APRIL 2009



The Comprehensive CAT
 Specialist Floor Trims, Stair Nosings and Stair Rods



Introduction

This edition of the CAT catalogue marks over 23 years manufacturing accessory products for the contract flooring industry.

From our conception in 1986 we were quickly labelled the specialist company, a title we were unsure of, but now are extremely proud.

A strong emphasis has been the provision of a bespoke service including the supply of non standard products and the forming and shaping of profiles.

The comprehensive CAT contains "we believe" the most select range of flooring edgings to finish the most stylish of floors.

In 2007 major investment has been made in our new plastics factory in Hayle Cornwall to provide additional manufacturing facilities to our metals factory in Luton Bedfordshire.

Today CAT are specified worldwide, you will find our products in Palaces and Prestigious Homes, Airports and Arenas, High Street Stores and Hotels and many major commercial and residential projects.

Thank you to all those customers, Architects and Designers who have specified CAT for corporate clients including;

**BMW • John Lewis Partnership • JJB • Selfridges • British Airways
Barbican • Arsenal FC • House of Lords • Ascot Racecourse
Quintessentials Hotels • Wallis • Audi • Monsoon • New Look
T Mobile • Lakeland • Mercedes Benz • Bentley Motors
Virgin Atlantic • Next • H Samuels • Ann Summers • Norwich Union
House of Fraser • Nationwide • H&M • Ikea • Volkswagon
Aston Martin • Boots • Seat • DeVere Hotels • MFI HBOS
Bella Pasta • Marks & Spencer • Hilton • Timberland
HSBC • Topman • Debenhams • Frankie & Bennies • Dune • Oasis
Sainsbury's • Weatherspoons • Mamas & Papas • Laura Ashley
Yorkshire Bank • Land Rover • Costa Coffee • WH Smith • Starbucks
Topshop • Royal Festival Hall • The Shell Building • Unilever Building
Royal Society Arts • O²Dome • HMV • Suzuki • Holiday Inn
Specsavers • Harvey Nichols • Harrods • Argos • River Island
The Body shop • Gap • Fenwicks • Clintons Cards • Beefeater**

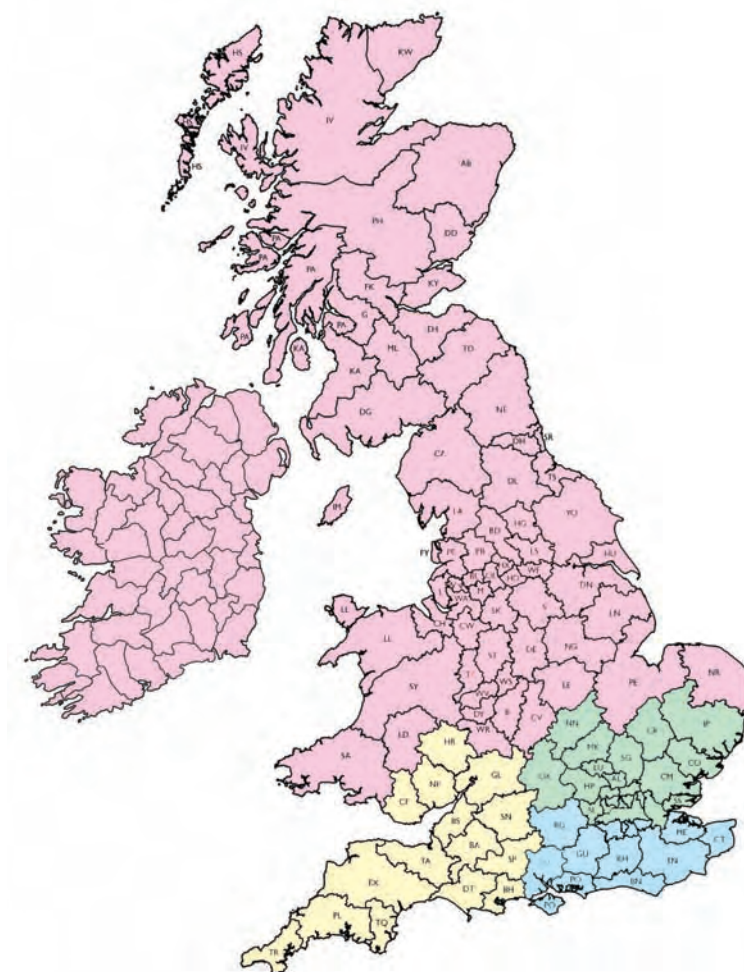
C.A.T Ltd

Head Office and Sales


Unit 24C, Park Avenue Estate, Sundon Park
Luton, Beds LU3 3BP United Kingdom
Tel: +44(0)1582 561500 Fax: +44(0)1582 561900
Email: sales@cat-accs.com Website www.cat-accs.com

C.A.T Ltd, Plastics Division

Unit 2, Marsh Lane Ind Est.
Hayle Industrial Park
Hayle, TR7 5TR



EXTERNAL SALES



DAVID HARBORNE
National Sales Manager
Tel: 07774 988352



GEOFF FARNDON
Area Technical Manager
Tel: 07930 692814



PAUL THOMAS
Area Technical Manager
Tel: 07852 990660




MARK HOPE
Area Technical Manager
Tel: 07852 418876

INTERNAL SALES



KIRSTY-ANN HILLS
Senior Internal Sales
Tel: 01582 561500
kirsty@cat-accs.com



SARAH THAKE
Internal Sales
Tel: 01582 561500
sarah@cat-accs.com



ROGER PEARSON
Internal Sales
Tel: 01582 561500
sales@cat-accs.com



C.A.T. BRANDS


KLIKS SPECTRUM

KLIKS SPECTRUM ZIP

KLIKS

FELINE


TIMBERLINE

CATWALK

AKEMAN COLLECTION

TITAN

TOB SYSTEM

TAG TRIM

VERTEX

REFLEX


All brands, trademarks and product codes are the property of C.A.T. Ltd

IMPORTANT QUALITY STATEMENT

This statement is made in good faith following interest expressed from customers in our products. C.A.T.'s Profiles are regarded as the highest quality available and this is achieved through our monitored manufacturing process that we employ. Our extruded non-ferrous brass and aluminium products are always subject to a faint slubbing effect along the length of the profile and this is inherent in the material due to the extrusion process and is a characteristic of the metal. Since 1986 our principle objective remains "to provide our customers with the very best flooring profiles and accessories available"



	SPECIALS	5
	Fabrication	8-13
	Special Products	12-15 and Back Cover
	FLOORING PROFILES	
	Sampling and Point of Sale	7
	Special Finishes on Brass Profiles	16-17
	Special Finishes on Aluminium and Stainless Steel	18
	Twin Top Single Leg Profiles	19
	Twin Profiles	20
	Single Trims	21-22
	Drilling on Cover Plates	23
	Cover Plates- Aluminium	24
	Cover Plates- Brass	25
	Cover Plates- Stainless Steel	26
	Transition Plates	27
	Ramp Trims	28-29
	Edgings and Angles	30
	Edgings and Angles- Formable	31
	Edgings and Angles- Matwells	33
	Timberline	34
	Capping Profiles and Skirting Trims	35
	In Step Discs	36
	Kliks	37-40
	Kliks Spectrum	41-43
	Kliks Spectrum ZIP	44-47
	Kliks Spectrum Curvability	45
	Kliks Spectrum Installation	48
	Kliks UPVC	49
	Catwalk	50
	TOB Clip-in System	51-52
	Reflex	53
	CORNER PROFILES	
	Vertex	54
	STAIR NOSINGS AND EDGINGS	
	Stair Nosing Technical Information	55-56
	Stair Nosing Fabrication	11+ 57
	Stair Nosing Infills	58
	Stair Nosing Special Finishes	59
	Stair Nosings- Brass	60-63
	Stair Nosings- Aluminium	62 + 64-65
	Stair Nosings- Stainless Steel Cover	66
	Stair Nosing Edge Trims	67
	Typical Applications	68
	STAIR RODS AND FIXING EYES	
	The Akeman Collection - Stair Rods and Fixing Eyes	69
	The Akeman Collection - Stair Rods and Stair Clips	70-71
	The Akeman Collection - Fixing Eyes	72
	The Akeman Collection - Special Finishes	73
	The Akeman Collection - Pre-Pack Economy Range	74
	The Akeman Collection - Stair Rod Fabrication and Special Products	75
	PURCHASE ORDER TEMPLATES	
	General	76
	Stair Nosings	77
	The Akeman Collection - Stair Rods	78
	DIRECTIONS TO C.A.T.	
	Luton Factory - Sales and Manufacturing	79
	Hayle Factory - Plastics Division	80
	TERMS AND CONDITIONS	IBC

With our policy of product development C.A.T. reserve the right to make product changes in this catalogue. Please check, when ordering, of any changes to products required. For further information refer to CAT Term and Conditions on the inside back cover.



EASY PRODUCT INDEX

6

Flooring Profiles

	Page
A3	30
A4.5	30
A6.5	30
A9	30
A13	30
A16	30
A19	30
A22.5	30
A25	30
A50	52
AC38	24
AC45	24
AC50/50	35
AC55	24
AC80	24
AC82	24
AC100	24
AC135	24
AEP1	24
AEP2	24
ANF	21
AR8	28
AR12	28
AR63	28+33
TITAN AR65	28
TITAN AR65/2	28
B4.5	30
B6.5	30
B9	30
B13	30
B16	30
B19	30
B25	30
BA	33
BC30	25
BC38	25
BC55	25
B155	25
BEP1	25
BEP2	25
BLE	29
BME	33
BNF	21
BNR	21
BR8	29
BR9	29
BR12	29
BR14	29
BR20	29
BSE	22
BSE2	22
BTG1	20
BTG2	20
BTG2/SL	19
CAP IT	22
CAT 1	21
DRILLING	23
FABRICATION	8-13
Feline 1	19
Feline 2	20
Feline 3	19
Feline 4	20
FELINE 9	22
Feline A/10	19
Feline A/13	19
FELINE A/9/2	20
Feline Edge	22
Feline S1	19
Feline S13	19
FELINE S2	20
FELINE ST	20
FELINE T	20
FTRS12	29

	Page
FTS10	30
IN STEP DISCS	36
KAB38	46-47
KAB60	46-47
KB1	37-44
KB2	37-44
KB3	37-44
KB4	49
KK101	40
KK102	37
KK103	38
KK104	39
KK111	40
KK112	37
KK113	38
KK114	39
KK121	40
KK122	37
KK123	38
KK124	39
KK131	40
KK132	37
KK133	38
KK134	39
KK2	37
KK202	37
KK203	38
KK212	37
KK213	38
KK222	37
KK223	38
KK232	37
KK233	38
KK242	37
KK243	38
KK252	37
KK253	38
KK32	49
KLIKS SPECTRUM CURVABILITY	45
KSP5	42
KSP5 ZIP	44-46
KSP6	43
KSP6 ZIP	44-45+47
P8	51
P8 FLEXI	50
P12	51
P12 FLEXI	50
P16	51
P20	51
RAD13	53
RAD9	53
RAP13	53
RAS13	53
RAS9	53
RBD13	53
RBD9	53
RBP13	53
RBS13	53
RBS9	53
RSD13	53
RSD9	53
RSS13	53
RSS9	53
RT39	50
S CAP	35
S6.5	30
S9	30
S12	30
S16	30
S19	30
S22	30
S25	30
SA	33

	Page
SC30	26
SC38	26
SC50/50	35
SC55	26
SC60	26
S155	26
SLE	29
SME	33
SPECIAL FINISHES ON ALUMINUM & STAINLESS STEEL	18
SPECIAL FINISHES ON BRASS	16
SPECIAL PRODUCTS	12-15 + Back Cover
SR8	29
SR9	29
SR12	29
SR14	29
SR20	29
SS10	22
SSE	22
SSEP1	26
SSEP2	26
SSNF	21
T36	50
T78i	27
T80i	27
TIMBERLINE 1/12	34
TIMBERLINE 1/15	34
TIMBERLINE 1/22	34
TIMBERLINE 2/12	34
TIMBERLINE 2/15	34
TIMBERLINE 2/22	34
TIMBERLINE 2/13B	34
TIMBERLINE 3/12	34
TIMBERLINE 3/15	34
TIMBERLINE 4/128	34
TIMBERLINE 4/1510	34
TIMBERLINE 4/2210	34
TITAN AR65	28
TITAN AR65/2	28
TOB101	51
TOB102	51
TOB103	52
TOB104	52
TOB105	51
TOB111	51
TOB112	51
TOB113	52
TOB114	52
TOB115	51
TOB121	51
TOB122	51
TOB123	52
TOB124	52
TOB125	51
TOB131	51
TOB132	51
TOB133	52
TOB134	52
TOB135	51
TOB203	52
TOB213	52
TOB3	52
TT CAT 1	21
TTA3	31
TTA4.5	31
TTA6.5	31
TTA9	31
TTA13	31
TTA16	31
TTA19	31

	Page
TTA22.5	31
TTA25	31
TTB4.5	31
TTB6.5	31
TTB9	31
TTB13	31
TTB16	31
TTB19	31
TTB25	31
TTS6.5	31
TTS9	31
TTS12	31
TTS16	31
TTS19	31
TTS22	31
TTS25	31

Nosings

	Page
AE32	64
AE32/S	64
AN1	64
AN2	64
AN3	65
AN4	65
AN5	65
AN6	65
AN7	65
AN14	62
AN15	62
AN20	62
AN20/15	62
AN21	62
AN55	64
AN60	64
BN1	63
BN2	63
BN3	60
BN4	63
BN5	60
BN6	60
BN7	63
BN8	60
BN11	63
BN12	60
BN14	62
BN15	62
BN16	61
BN17	61
BN18	61
BN19	61
BN20	62
BN20/15	62
BN21	62
BN42	60
BN52	60
BN55	60
BN74	63
BN79	61
BN90	63
BT32	67
BT50	67
MEASURING	56
PVC INFILL	58
FABRICATION	57 + 11
MAINTENANCE	56
SN60	66
SNE	60
SPECIAL FINISHES	59
TYPICAL APPLICATIONS	68

Corner protectors

	Page
VERTEX 1A	54
VERTEX 2A	54

	Page
VETREX 3A	54
VERTEX 22A	54
VERTEX 31A	54
VERTEX 41A	54
VERTEX 1S	54
VERTEX 2S	54
VERTEX 3S	54
VERTEX 22S	54
VERTEX 31S	54
VERTEX 41S	54

STAIR RODS

	Page
STAIR CLIPS	71
STAIR RODS	70-71
FABRICATION	75
FIXING EYES	72
PRE-PACK ECONOMY RODS	74
SPECIAL FINISHES FOR STAIR RODS AND EYES	73
SPECIAL PRODUCTS	75

CONTACT CAT

Innovators in Trim Design

www.cat-accs.com

e: sales@cat-accs.com

t: 01582 561500

f: 01582 561900



CAT Sampling Service


To assist with product selection we provide a sample service for all CAT products and for those customers wishing to display products a variety of boards are available.

For information please contact our Sales Office on 01582 561500



Brass Chrome and special finish profiles

Aluminium Profiles



KLIKS Clip in Profiles



Spectrum Profiles



Stair Rod Board Profiles



Stair Rod Staircase



Sample Fobs



A range of sample fobs are available including Stair Nosings, Stair Rod Finials and various trims



Product shown is Titan AR65/2 with black insert from a wooden floor to ceramic tiles



Technical Information on Curved Profiles



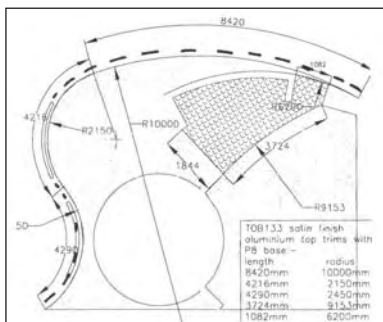
A successful product installation is largely reliant upon the accuracy of information and 'if required' the quality of template supplied.

When placing an order for curved profiles it is important to provide information for all aspects of the work including floor coverings being laid and the condition of the sub floor to which profiles will be fitted. If there are two different floor coverings adjoining it should be pointed out whether they are level or there is a height difference.

Profiles are formed using traditional fabrication processes and computer aided equipment. This mix of knowledge and technology means we can offer an unparalleled service for specialist trims to the flooring trade.

It is important to note 'the more level the sub floor and adjoining floorings the better the result will be'.


It is possible to form ramp trims, however profiles of a flatter design lend themselves better to fabrication.



How to Order

For profiles with a specified radius it is possible to produce curves from plans once linear meterage is confirmed by the customer, to a maximum radius of 10 metres, over this dimension templates are required.

For curves not of a specific radius hardboard templates should be accompanied by a sketch indicating how trims will be fitted.



Please allow 25% for material wastage in the curving press. Curves are supplied oversize for trimming onsite.

We are here to help

For technical advice on the availability and suitability of profiles for curving please call, fax or email your enquiry to our sales office.


To place an order please supply an official purchase order with templates and plans, a contact name and telephone number. The delivery date required and

other information relevant to the project.

Our Fabrication service includes the shaping of stair nosings, stair rods, floor trims and edgings, manufacture and welding of matwells including shaped frames, the folding and forming of bespoke profiles in aluminium, brass and stainless steel.

If we don't say yes we will say "we will try it"!





CONTACT CAT


Innovators in Trim Design

www.cat-accs.com

e: sales@cat-accs.com

t: 01582 561500


f: 01582 561900





**PRODUCT SHOWN IS SC60
BRUSHED FINISH, CURVED TO A
TEMPLATE AND CENTRE DRILLED**





On occasions a project will arise that requires a special product and in this situation CAT is here to help you. With our extensive knowledge of solving problems CAT can offer a full range of solutions for your project.

Special Stainless Steel 20mm ramp, 150mm long in a brushed finish

To enable us to produce a special product we would need as much information as possible, including quantity, finish, special drilling and a detailed diagram of what you wish to achieve. Information regarding floorcoverings and how the product is to be used will also help the design process.

SSE Brushed curved to a radius




Depending on what type of special product is required will determine our manufacturing process. If the product required is a complex aluminium section then you would need to allow 10-12 working weeks typically, if however you require a more simplistic design then a leadtime of approximately 10 days would be necessary, depending on the quantity required. These timescales are indicative and would be confirmed at the time of ordering.

BN1 Antique Brass Special. Cut down to 35mm x 26mm

**For all enquiries contact CAT on 01582 561500
or Fax 01582 561900**




Special Products that CAT can produce include



Special Sections

Manufactured in stainless steel, brass & aluminium to your requirements.

AC100
Special
Cutdown



Special ribbed
brass sections




Special Stainless Steel
SME Welded Frame

Laser Cutting

For ultimate intricate detail on products.



Stainless steel rings
made to 360mm dia



Special Aluminium
Capped with Stainless Steel



SSEP2 Special
Curve



Stainless Steel
curves for fixing
around columns

For all enquiries contact sales office on 01582 561500



BRASS PROFILES WITH SPECIAL FINISHES

16

CAT Gives you choice


For clients who require a superior finish to their installation



Bright Chrome



Nickel




Satin Chrome




Nisheen



Pearl Chrome (special order)



Polished Brass



Black Chrome (special order)



Antique Bronze



Antique Brass



Chrome and Nickel plating is applied to Brass profiles to create superb finishes. Often selected as alternatives to Stainless Steel.

Please note; Finishes are not solid metals and consideration should be given when selection takes place to suitability of product.

Antique Bronze is a chemically applied finish to Brass profiles to create an aged effect. This is a hand finished process and will vary from batch to batch.

Antique Brass is lighter in shade than Antique Bronze. The chemical is applied then relieved to give a softer effect. This is a hand finished process and will vary from batch to batch.

Please note colours depicted are representative only and are subject to printing interpretations. Please call our sales office for samples.

CONTACT CAT

Innovators in Trim Design

www.cat-accs.com

e: sales@cat-accs.com

t: 01582 561500

f: 01582 561900



BRASS PROFILES WITH SPECIAL FINISHES


17

Profiles shown are available in special finishes shown on page 16 from stock subject to availability.

16



Feline 1



Feline 2



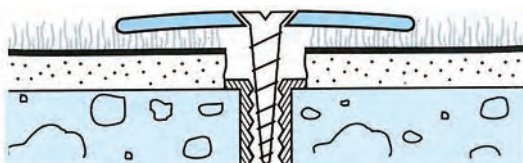
Feline 3



Feline 4



BC38




Cover Plates
Supplied
centre
drilled

BC55



BNF




KLIKS Twin profile-KK2 Top



KLIKS available with various bases

BNR



KLIKS Ramp profile-KK3 Top



Feline Edge






Stock lengths:

Floor Trims: 2.715m x 6 = Packed 16.29m
2.715m x 3 = Packed 8.14m
0.900m x 6 = Packed 5.40m
Black Chrome 0.900m x 6 only

How To Order

Specify profile reference followed by finish required.

Note: profile reference denotes standard brass profile.

**CAT Gives you choice****Stainless Steel Finishes****Stainless Steel Bright****Stainless Steel Brushed****Aluminium Finishes****Polished Aluminium****Satin Aluminium****Matt Silver Aluminium****Mill Aluminium**

Please refer to relevant product page for availability of finish on profile required.

Please note colours depicted are representative only and are subject to printing interpretations. Please call our sales office for samples.



Feline™ Design © 1993

Feline profiles have a high quality polished finish and are available with matching twin base sections from the C.A.T. feline range.

Application

Feline edgings provide attractive finishing details from carpet to timber and ceramic floorings.

Trim heights can be adjusted with suitable packers

Finishes Available

Brass Trims

- Chrome • Satin Chrome • Nisheen
- Antique Bronze • Antique Brass
- Pearl Chrome and Black Chrome to special order
- Black Chrome max 0.900m length

Stainless Steel Trims:

Bright • Brushed

Aluminium Trims:

Polished Finish • Satin Finish

Stock lengths:

Brass and Aluminium:


2.715m x 6 = Packed 16.29m

0.900m x 6 = Packed 5.40m

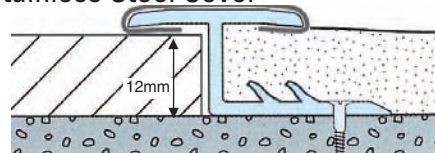
Stainless Steel:

2.0m x 6 = Packed 12m

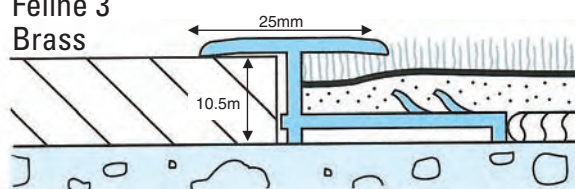
Feline S1 - Patent Pending
Stainless Steel Cover



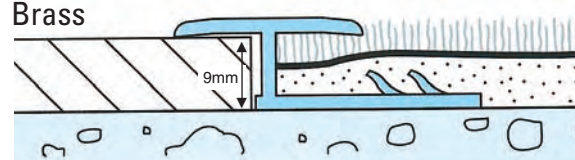
Feline S13 - Patent Pending
Stainless Steel Cover



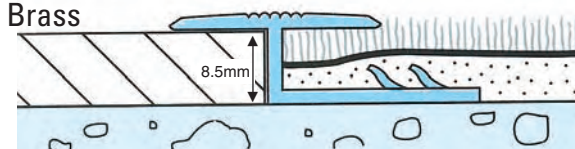
Feline 3
Brass




Feline 1
Brass



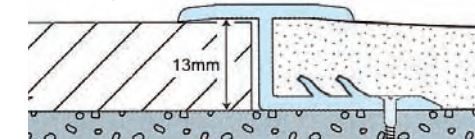
BTG2/SL Brass Only. To special order only
Brass




Feline A/10
Aluminium



Feline A/13 Aluminium





Finishes Available

Brass Trims

- Chrome • Satin Chrome • Nisheen
- Antique Bronze • Antique Brass
- Pearl Chrome and Black Chrome to special order
- Black Chrome max 0.900m length

Stainless Steel Trims:

Bright • Brushed

Aluminium Trims:

Polished Finish • Satin Finish

Stock lengths:

Brass and Aluminium:


2.715m x 6 = Packed 16.29m

0.900m x 6 = Packed 5.40m

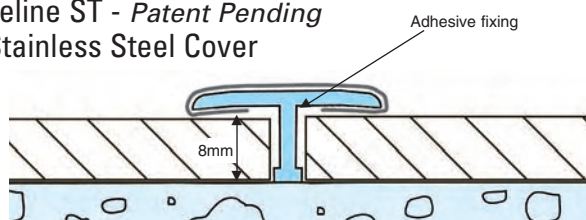
Stainless Steel:

2.0m x 6 = Packed 12m

Feline S2 - Patent Pending
Stainless Steel Cover



Feline ST - Patent Pending
Stainless Steel Cover



Feline™ Design © 1993

Feline profiles have a high quality polished finish and are available with matching single base sections from the C.A.T. feline range.

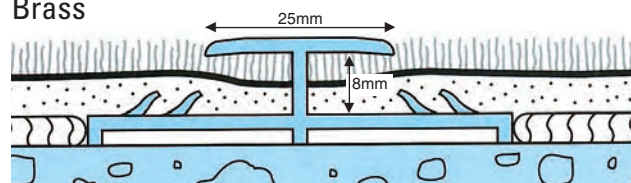
Application

Joining profiles for carpet and carpet tiles.

T sections for ceramic tiles

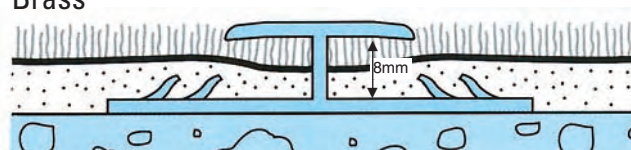
Feline 4

Brass



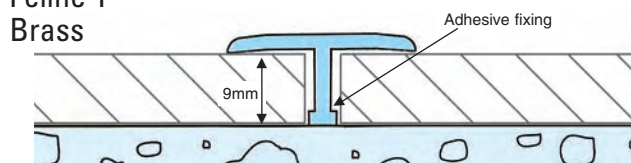
Feline 2

Brass



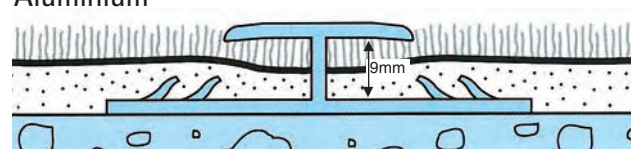
Feline T

Brass



Feline A/9/2

Aluminium



BTG Designs Brass Only

BTG1

Brass



BTG2

Brass





Illustration shows profile dressed down



Finishes available

Refer to the special finishes page for more information

Brass Trims

- Chrome • Satin Chrome • Nisheen
- Antique Bronze • Antique Brass
- Pearl Chrome and Black Chrome to special order
- Black Chrome max 0.900m length

Stainless Steel Trims:

Bright • Brushed

Aluminium Trims:

Polished Finish • Satin Finish

Stock lengths:


Brass: 2.715m x 6 = Packed 16.29m
0.900m x 6 = Packed 5.40m

Stainless Steel: 2m x 6 = Packed 12m


Aluminium: 2.715m x 6 = Packed 16.29m

Trims for Carpet to resilient floorings


BNR
Brass




BNF
Brass



ANF
Aluminium




SSNF
Stainless Steel - supplied without spikes




Trims for Carpet Tiles

Cat 1 Aluminium


TT Cat 1 Aluminium-Tag Trim for curving






Trims for Carpet/Carpet Tiles to resilient floorings including ceramics.

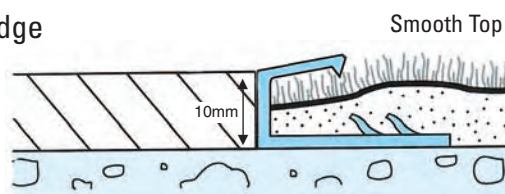
BSE2
Brass



BSE
Brass



Feline Edge
Brass



Finishes available

Refer to the special finishes page for more information

Brass Trims

- Chrome • Satin Chrome • Nisheen
- Antique Bronze • Antique Brass
- Pearl Chrome and Black Chrome to special order
- Black Chrome max 0.900m length

Stainless Steel Trims:

Bright • Brushed

Aluminium Trims:

Polished Finish • Satin Finish


Stock lengths:

Brass: 2.715m x 6 = Packed 16.29m
0.900m x 6 = Packed 5.40m


Stainless Steel: 2m x 6 = Packed 12m

Aluminium: 2.715m x 6 = Packed 16.29m

SSE
Stainless Steel



CAP IT
Aluminium





Available punched or unpunched

SS10
Stainless Steel



Feline 9
Brass





CAT offer drilling options on certain products allowing flexibility for installations

Drilling requirements must be made clear at time of ordering.

If unspecified centre drilled will be supplied.

Centre Drilled

Stock



Offset Drilled

To special order




Stagger Drilled

To special order



If you have a requirement for special drilling please contact the sales office for lead times.



Wide aluminium cover plates

Stock lengths:

2.715m x 6 = Packed 16.29m

Finish : Silver Anodised

Supplied centre drilled for mechanical fixings. Available undrilled and offset drilled upon request.

Extruded aluminium cover plates

Stock lengths:

2.715m x 6 = Packed 16.29m

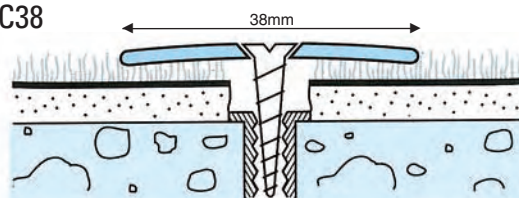
Supplied centre drilled for mechanical fixings. Available undrilled and offset drilled upon request.

Finishes available

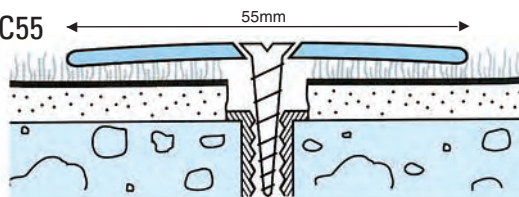
Refer to the special finishes page for more information

Mill • Mirror • Satin • Silver Anodised

AC38



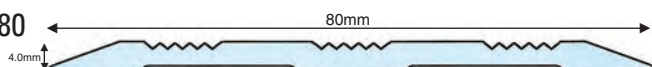
AC55



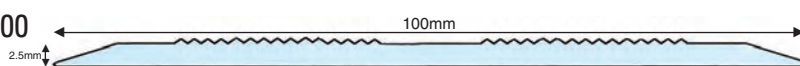
AC82



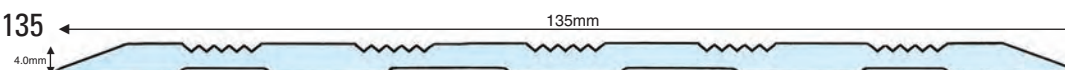
AC80



AC100



AC135



AEP formed aluminium plates

To special order

Stock lengths: 2.0m x 6 = Packed 12m

Finish : Mill



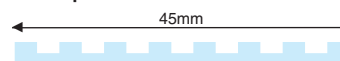
AEP1 : 75mm wide

AEP2 : 100mm wide

can be supplied with or without bevelled edges



AC45 - feature plate



- Mill Aluminium
- Polished Aluminium
- Satin Aluminium



Special Finishes available BC30 • BC38 • BC55

- Chrome • Satin Chrome • Nisheen
 - Antique Bronze • Antique Brass
 - Pearl Chrome and Black Chrome to special order
 - Black Chrome max 0.900m length
- Special finish cover plates supplied centre drilled.


Formed brass plates

Not available in Special finishes
B155 • BEP plates

Stock lengths:

2.0m x 6 = Packed 12m

B155



BEP Applications

Finishing plates for concealing expansion joints

BEP1 : 75mm wide

BEP2 : 100mm wide

Wider plates can be made to special order.
Please specify drilling when ordering.

Extruded brass cover plates

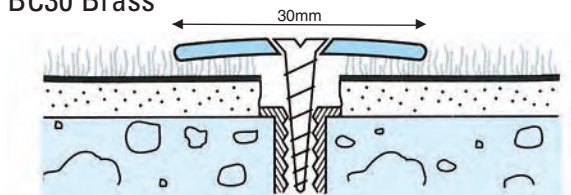
Stock lengths:

2.715m x 6 = Packed 16.29m

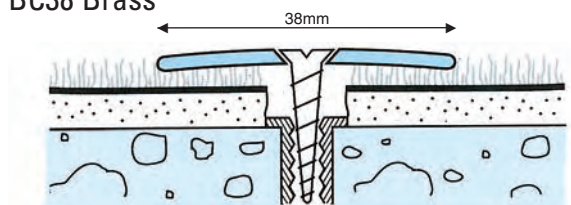
0.900m x 6 = Packed 5.40m

Supplied centre drilled for mechanical fixings. Available undrilled and offset drilled upon request.

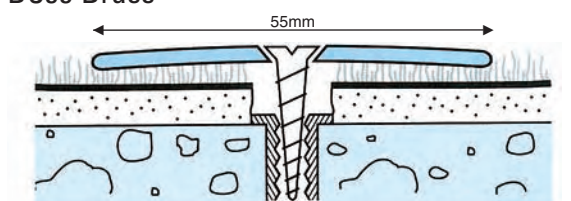
BC30 Brass



BC38 Brass



BC55 Brass




BEP plates



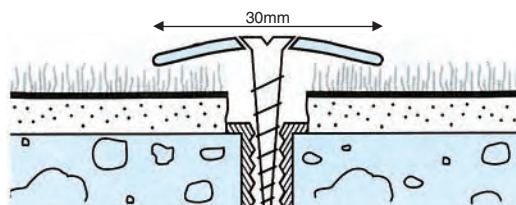
can be supplied with or without bevelled edges



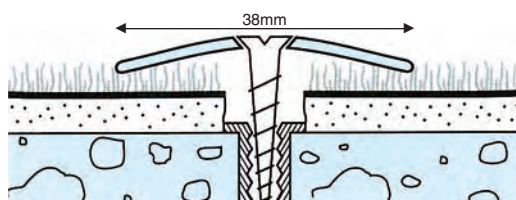


Stainless Steel Cover Plates
Supplied centre drilled for mechanical fixings. Available undrilled and offset drilled upon request.

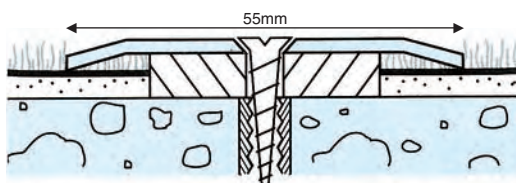
SC30



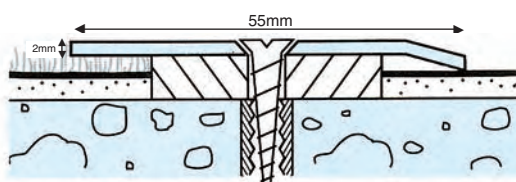
SC38



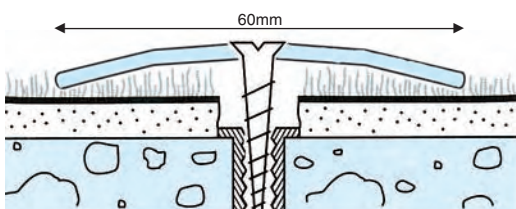
SC55



S155



SC60



Finishes available

Please refer to the special finishes page for more information

Bright • Brushed

Stock lengths:

2.0m x 6 = Packed 12m

SSEP plates

Available in Bright or Brushed finish



SSEP1 : 75mm wide

SSEP2 : 100mm wide

Wider plates can be made to special order.

please specify drilling when ordering
 can be supplied with or without bevelled edges





Extruded aluminium transition plates with pvc infills for concealed fixings.

Supplied centre drilled for mechanical fixings.

Available undrilled or offset drilled on request.

T80i and T78i plates are supplied pre taped for retro fit pvc infills to conceal screw fixings.

Finishes

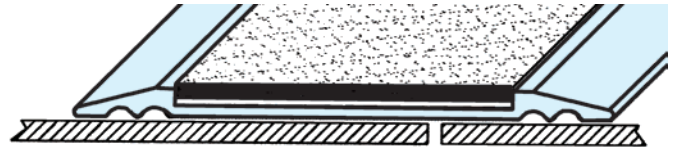
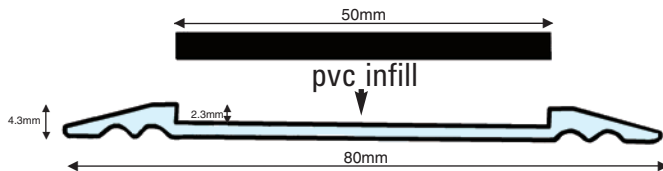
T80i Silver anodised matt

T78i Mill • Satin

Stock lengths:

2.715m x 6 = Packed 16.29m

T80i Suitable for use with all types of flooring including timber, ceramics, carpet and resilient floorings.



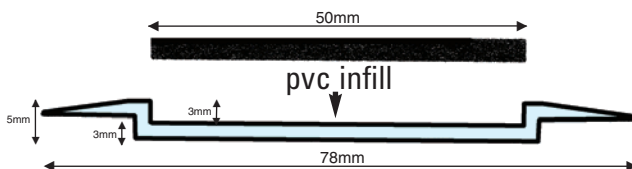
T78i with matching resilient flooring insert




T78i with pvc infill


T78i Suitable for use with resilient floorings to 3mm in depth. With the installation of a suitable packer, other floorings can be accommodated.

T78i is available without infill tape on request.



Choice of infill colours





Finishes available

Refer to the special finishes page for more information

Aluminium Trims

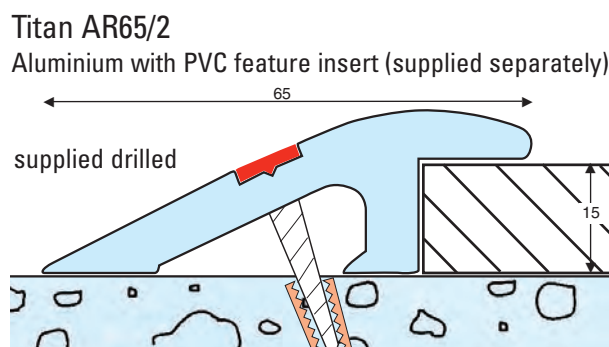
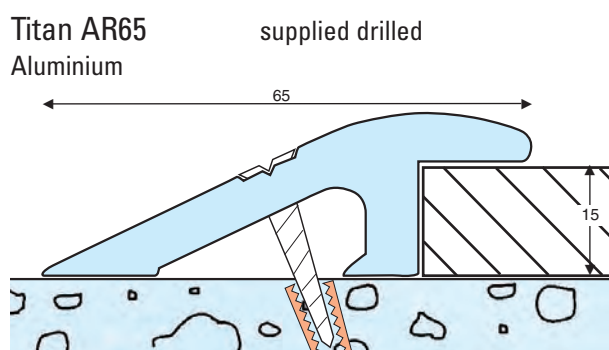
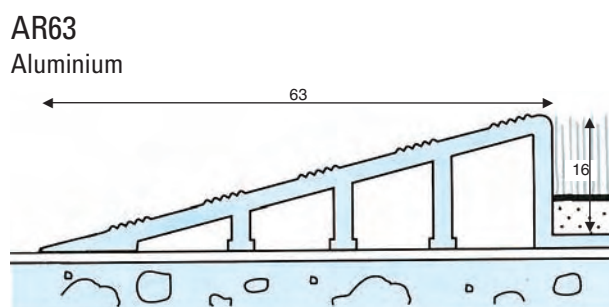
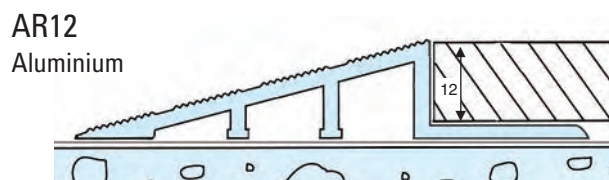
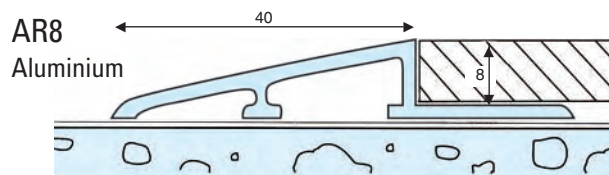
Mill finish • Satin • Polished
• Silver Anodised

Stock lengths:

Aluminium: 2.715m x 6 = Packed 16.29m

Finishing trims - where one type of flooring is higher than another adjoining floor.

Ceramics • Laminate • Carpet tiles • Barrier Mats

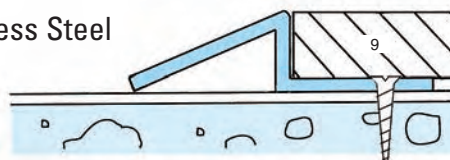





Finishing trims - where one type of flooring is higher than another adjoining floor.

Ceramics • Laminate • Timber

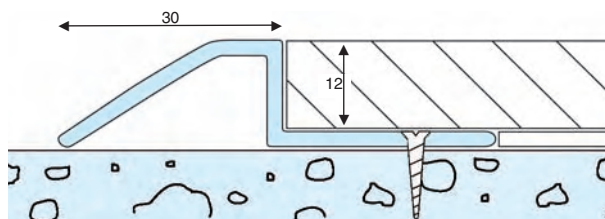
BR9 Brass
SR9 Stainless Steel



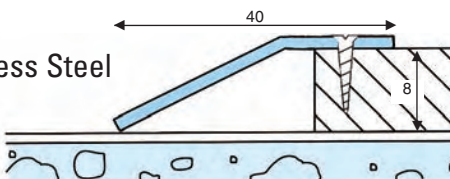
BR14 Brass
SR14 Stainless Steel



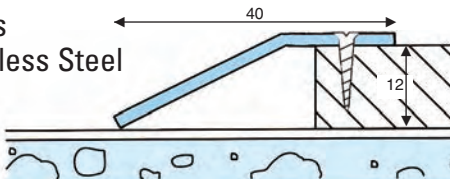
FTRS12 Stainless Steel



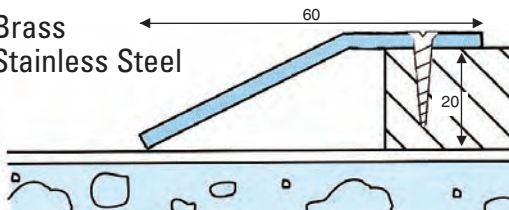
BR8 Brass
SR8 Stainless Steel



BR12 Brass
SR12 Stainless Steel



BR20 Brass
SR20 Stainless Steel



Finishes available

Refer to special finishes page for more information.

Brass Trims available in special finishes

Antique brass • Antique bronze

Stainless Steel Trims

Bright • Brushed

Stock lengths:

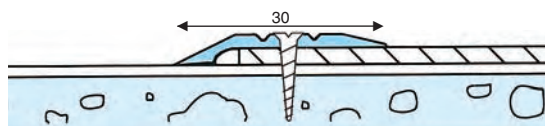
Brass: 2.0m x 6 = Packed 12m

Stainless Steel: 2.0m x 6 = Packed 12m

(BLE 2.715m x 6 = Packed 16.29m)

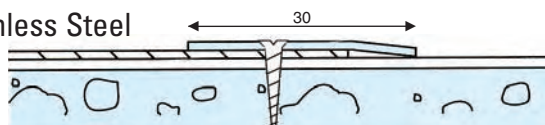
Lino Edges

BLE



SLE

Stainless Steel



All sections supplied drilled. Available undrilled to special order.




Angles

Polished top edges and drilled bases

Numbers denote upstand height in millimetres.

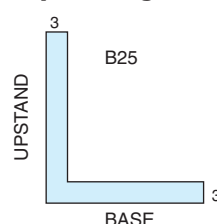
Brass and Aluminium



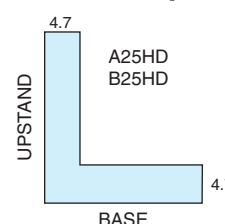
A3	B4.5
A4.5	B6.5
A6.5	B9
A9	B13
A13	B16
A16	B19
A19	
A22.5	
A25	

Stock lengths: 2.715m x 6 = Packed 16.29m

Equal Angles



HD = Heavy Duty



Stock lengths:	B25	2.715m x 6 = packed 16.29m
	B25 HD	1.83m x 6 = packed 10.98m
	A25 HD	2.5m x 6 = packed 15m

Application

Where a neat straight edge is preferred between floor coverings.

Typical applications include ceramics, carpet tiles, matwell frames and vinyl floors. For curved areas Tag Trim TT, profiles are required. Refer to page 31

Symbols

- A – Aluminium
- B – Brass
- S – Stainless Steel Bright

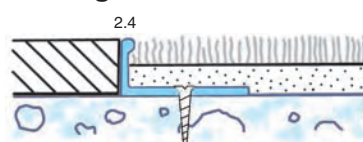
Finishes available

Brass Trims

Antique Bronze • Antique Brass Top edge
Refer to special finishes page for more information

Stainless Steel

Folded Angles




S6.5
S9
S12
S16
S19
S22
S25

FTS10 - Feature Trim



Stock lengths: 2m x 6 = Packed 12m



Application

Tag Trim profiles can be formed on site to allow freedom of design where a neat edge is preferred between floor coverings. Typical applications include ceramics, carpet tiles, matwell frames and vinyl floors.

Symbols


- A – Aluminium
- B – Brass
- S – Stainless Steel
- TT – Tag Trim = Formable

Finishes available

Brass Trims

Antique Bronze • Antique Brass Top edge
Refer to special finishes page for more information

Tag Trim is an ever increasing brand, for sizes and finishes not shown call our sales office for advice.



Formable Edges

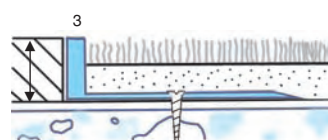
Numbers denote upstand height in millimetres.



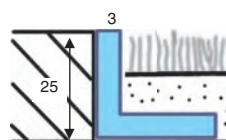
Brass

Stock lengths:

2.715m x 6 = Packed 16.29m



TTB4.5
TTB6.5
TTB9
TTB13
TTB16
TTB19

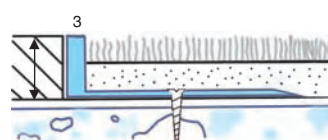


TTB25

Aluminium

Stock lengths:

2.715m x 6 = Packed 16.29m

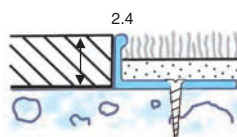


TTA3
TTA4.5
TTA6.5
TTA9
TTA13
TTA16
TTA19
TTA22.5
TTA25

Stainless Steel


Stock lengths:

2.0m x 6 = Packed 12m

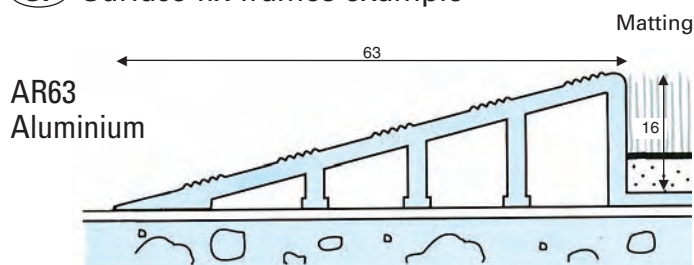


TTS6.5
TTS9
TTS12
TTS16
TTS19
TTS22
TTS25



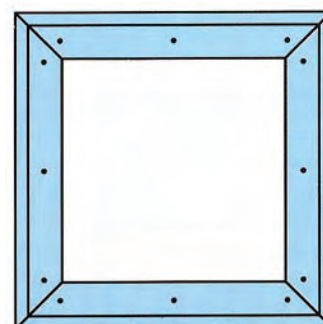


(SF) Surface fix frames example

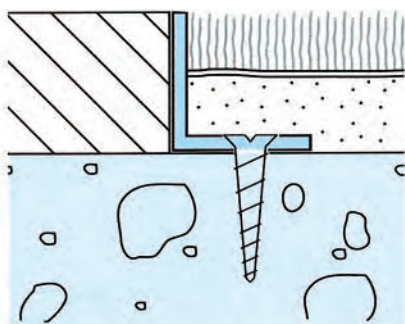


(BF) Base fix frames

- Polished top edge
- Mitred and drilled to customer's sizes
- Welded frames to special order

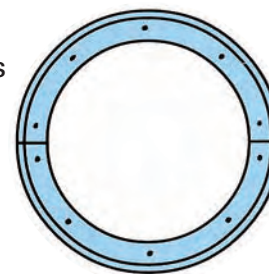



(BF) Base fix frames




Special Services

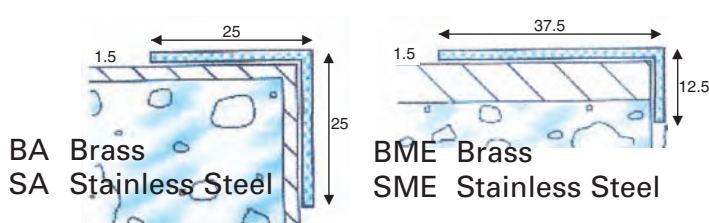
- Circular and curved frames



(TF) Top fix frames — Supplied drilled (in frames)



Suitable angles for (TF)



Stock lengths:

Brass: 1.83m x 6 = Packed 10.98m
Stainless Steel: 2.0m x 6 = Packed 12m

PLEASE NOTE

When ordering Matwell frames please specify either (BF) (base fix) or (TF) (top fix) styles.

(BF) frames are available in all CAT standard edgings and angles, produced with the base inwards unless otherwise indicated.

For circular frames a suitable plan is required or hardboard template.

(TF) frames are available in suitable angles shown.

(SF) frames are used when matting is fitted above the level of the finished floor.

For advice on suitable sections with various types of matting please call our sales office.

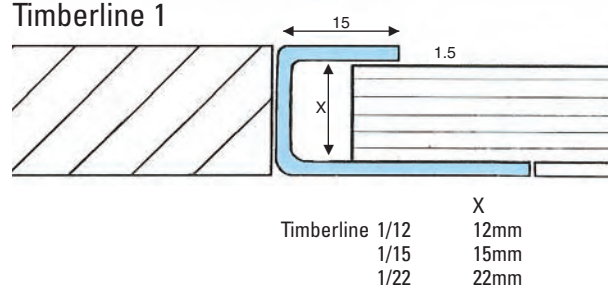
Orders for Matwell frames must be accompanied by a diagram indicating where measurements have been taken from and any tolerances required



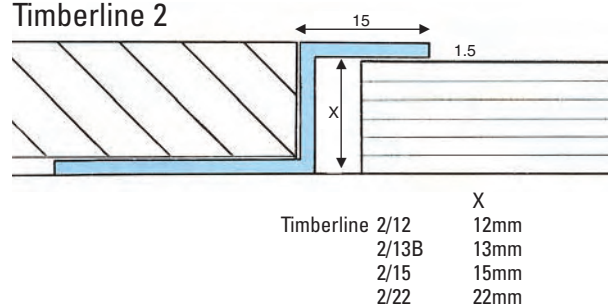
Popular with timber and ceramic floors

Timberline allows for expansion and provides a neat covering for raw cut edges

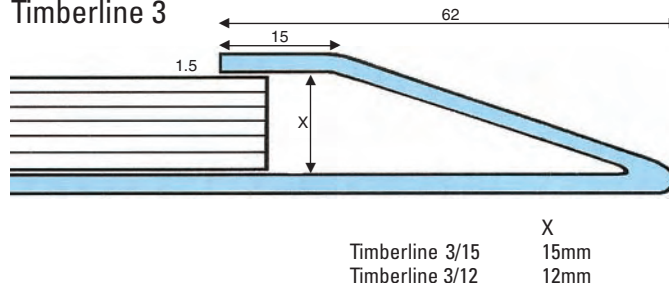
Timberline 1



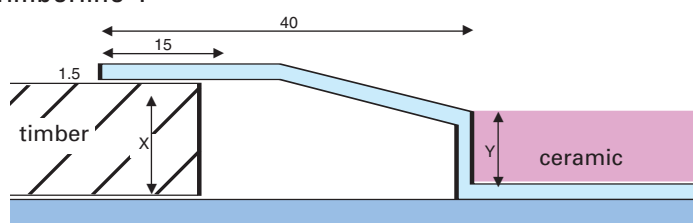
Timberline 2



Timberline 3



Timberline 4



	X	Y
Timberline 4/2210	22mm	10mm
4/1510	15mm	10mm
4/128	12mm	8mm

Metal References

B – Brass

S – Stainless Steel

Stainless Steel available in bright and brushed finish

Special finishes to order on Brass

Refer to special finishes page for more information.

Antique bronze

Antique brass

Stock lengths:

2.0m x 6 = Packed 12m



Application:

Capping details for floorings where traditional timber skirtings are not preferred.

Stock lengths:

Aluminium: 2.715m x 6 = Packed 16.29m
 Brass: 2m x 6 = Packed 12m
 Stainless Steel: 2m x 6 = Packed 12m

Skirting Trims

Popular for installations requiring perimeter expansion of wooden floors, typically sports halls and large open areas.

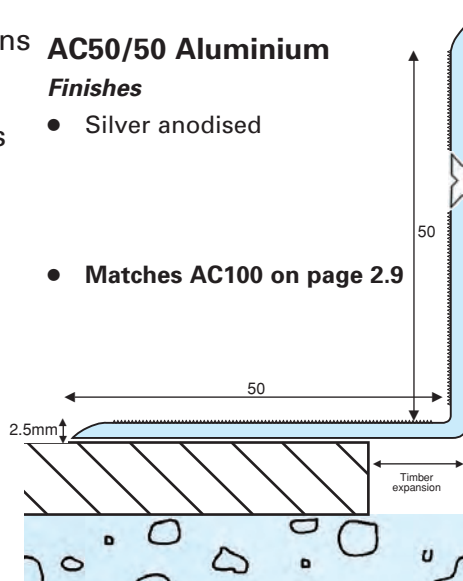
Supplied drilled.

AC50/50 Aluminium

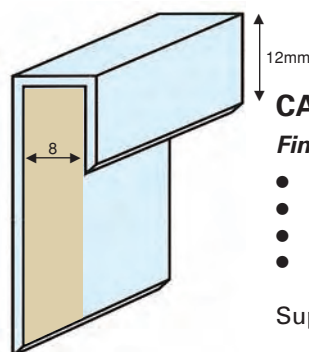
Finishes

- Silver anodised

- Matches AC100 on page 2.9



Aluminium

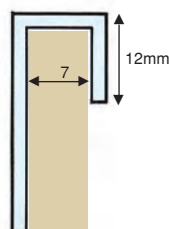


CAP IT

Finishes

- Mill aluminium
 - Polished aluminium
 - Silver anodised
 - Powder coat to special order - subject to quantities
- Supplied undrilled

Stainless Steel



SSE

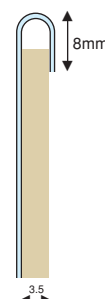
Finishes

- Bright finish
 - Brushed finish
- Supplied undrilled

S CAP

For capping vinyl and linoleum floorings

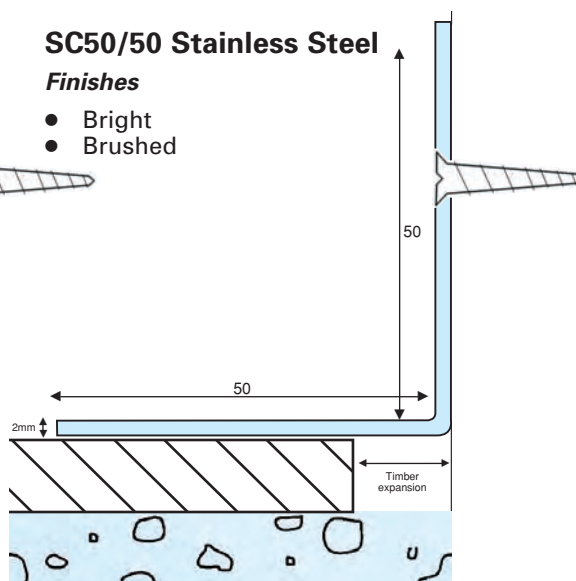
- Bright finish
 - Stainless steel
- Supplied undrilled



SC50/50 Stainless Steel

Finishes

- Bright
- Brushed





CAT Instep Discs are an attractive alternative to traditional stair nosings or for highlighting junctions between floor coverings.

Available in aluminium or brass in a variety of finishes.

Simple to install. Drill a recess 25mm dia hole to the correct depth and bond to the step by means of gap filling adhesive.

For further information on installation please contact our technical department.

Finishes available:

-  Aluminium
-  Silver
-  Brass
-  Antique Brass
-  Antique Bronze

25 discs per pack (not sold individually)

When installing we recommend the following dimensions



75mm centres



CAT Instep Discs installed on a step edge must have ribs running inline with tread

**CONTACT CAT****Innovators in Trim Design**

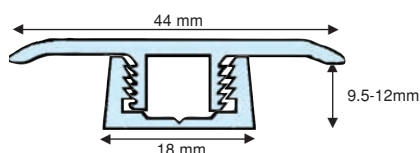


Twin Profiles

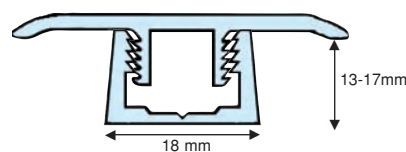
KLIKs Twin Profile is designed to join two floor coverings of the same height and protect cut edges of flooring.

Ideal for joining ceramic, timber, laminate floors and any other floor type requiring expansion.

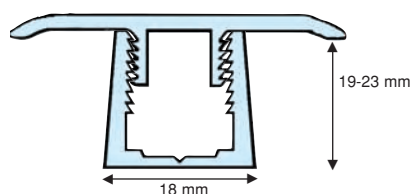
Suitable for residential and contract use for flooring heights between 9.5mm-23mm using the bases shown below.




KLIKs Twin profile with KB1 base



KLIKs Twin profile with KB2 base



KLIKs Twin profile with KB3 base



Stock lengths:

2.715m x 6 = Packed 16.29m

Tops and bases are supplied separately.

Finishes available

KK102 Aluminium Silver

KK112 Mill Aluminium

KK122 Polished Aluminium

KK132 Satin Aluminium

KK2 Brass

KK202 Antique Brass

KK212 Antique Bronze

KK222 Chrome

KK232 Nisheen

KK242 Satin Chrome

KK252 Nickel

KK2 Black Chrome max 0.900m length

KK2 Pearl Chrome



Refer to special finishes page of the Comprehensive CAT for more information.

Bases supplied pre-drilled for mechanical and adhesive fixing.

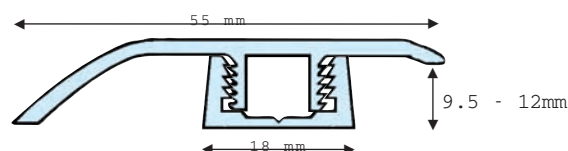


Ramp Profiles

Where a profile is required to accommodate situations where one flooring meets another of a different height.

Ideal for timber, ceramics, carpets, laminates, terrazzo and any floor covering requiring expansion.

Using a suitable base shown below will allow you flexibility with flooring heights.



KLIK Ramp profile with KB1 Base

Stock lengths:

2.715m x 6 = Packed 16.29m

Tops and bases are supplied separately.

Finishes available

KK103 Aluminium Silver

KK113 Mill Aluminium

KK123 Polished Aluminium

KK133 Satin Aluminium

KK3 Brass

KK203 Antique Brass

KK213 Antique Bronze

KK223 Chrome

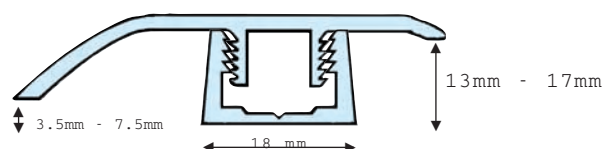
KK233 Nisheen

KK243 Satin Chrome

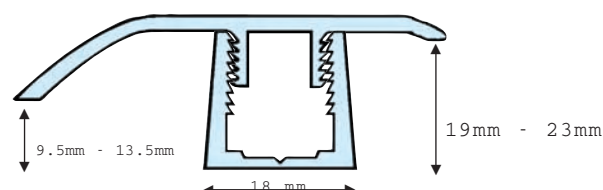
KK253 Nickel

KK3 Black Chrome max 0.900m length

KK3 Pearl Chrome



KLIK Ramp profile with KB2 Base



KLIK Ramp profile with KB3 Base

Refer to special finishes page of the Comprehensive CAT for more information.

Bases supplied pre-drilled for mechanical and adhesive fixing.



Large Ramp Profiles

Where a profile is required to accommodate situations where one flooring meets another of a different height. Ideal for timber, ceramics and any floor requiring expansion.

Using a suitable base will allow you flexibility with flooring heights.

Stock lengths:

2.715m x 6 = Packed 16.29m

Tops and bases are supplied separately.

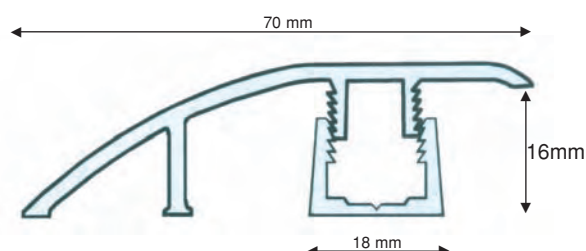
Finishes available

KK104 Aluminium Silver

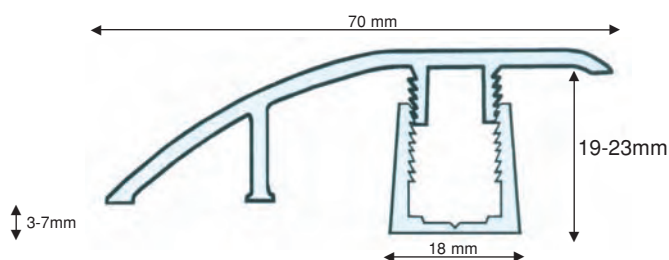
KK114 Mill Aluminium

KK124 Polished Aluminium

KK134 Satin Aluminium



KLIK Large Ramp profile with KB2 Base



KLIK Large Ramp profile with KB3 Base

Refer to special finishes page of the Comprehensive CAT for more information.

Bases supplied pre-drilled for mechanical and adhesive fixing.

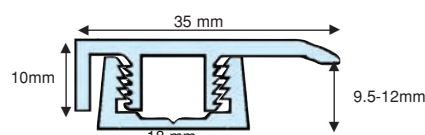


End Stop Profiles

To finish the edge of a floor either at the perimeter or at a junction.

Ideal for timber, ceramic, carpet, laminate and floor coverings requiring expansion against skirtings, walls or hard floor coverings.

Suitable for flooring heights between 9.5-23mm using the bases shown below.



KLIKS End stop with KB1 base

Stock lengths:

2.715m x 6 = Packed 16.29m

Tops and bases are supplied separately.

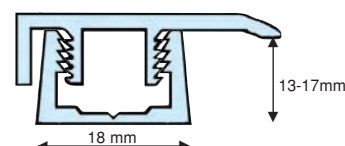
Finishes available

KK101 Aluminium Silver

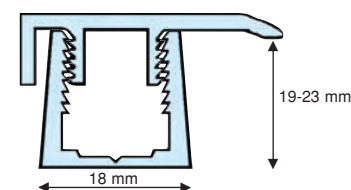

KK111 Mill Aluminium

KK121 Polished Aluminium

KK131 Satin Aluminium



KLIKS End stop with KB2 base



KLIKS End stop with KB3 base

Refer to special finishes page of the Comprehensive CAT for more information.

Bases supplied pre-drilled for mechanical and adhesive fixing.



KLIKS Spectrum is a co-extruded upvc range of profiles that allow specifiers to choose from an extensive selection of colours to compliment many interior designs. If your project requires a special colour, for a minimum quantity of approx 200 mtrs, KLIKS Spectrum can be manufactured to a colour of your choice. Pictured below is the extensive range of Standard colours available.



Special project colour

Please contact our Sales Office for more information

Colours depicted are representative only and are subject to printing interpretations - for a sample please contact our sales office.

When specifying KLIKS Spectrum state the colour required after the product code. i.e. KSP5 Granite or KSP6 Granite.

NEED A SPECIAL COLOUR CALL C.A.T



Typical Applications: Carpet tile to laminate, carpet to stone, wood to carpet and ceramic to terrazzo.

Environments: Suitable for light, medium and heavy traffic installations i.e. dance floors, nightclubs, offices and retail stores.

Stock lengths: Tops and bases
2.715m x 6=Packed 16.29m

Tops and bases are supplied separately.

u-PVC bases are supplied drilled.

When specifying profile required please state colour after product code i.e. KSP5 Black.

Please see page 41 for colour availability.



Maintenance

PVC flooring profiles should be cleaned with a mild detergent with water on a damp - not wet - cloth, ensuring that the profile is wiped dry before allowing traffic to return to area.

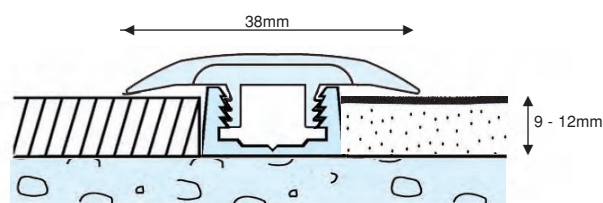
Polishes and industrial cleaning agents should not be used on PVC flooring profiles.



KLIKS Spectrum twin top is a co-extruded profile, and when used with u-PVC bases allows for versatility and a smooth transition between floor coverings of different heights

Typical Applications

KSP5
KB1 upvc bases




Laminate to Carpet tile

KSP5
KB2 upvc base



Carpet to stone

KSP5
KB3 upvc base



Ceramic to terrazzo

Select base dependant on height of floor covering



KLIK Spectrum ramp top is a co-extruded profile, and when used with u-PVC bases allows for versatility and a smooth transition between floor coverings of different heights

Typical Applications

Typical Applications: Carpet tile to laminate, carpet to stone, wood to carpet and ceramic to terrazo.

Environments: Suitable for light, medium and heavy traffic installations i.e. dance floors, nightclubs, offices and retail stores.

Stock lengths: Tops and bases

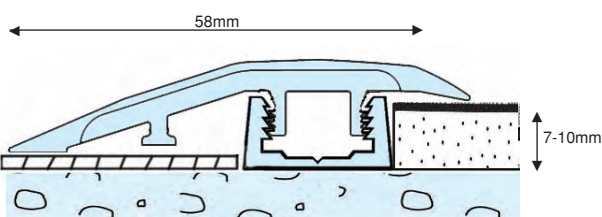
2.715m x 6=Packed 16.29m

Tops and bases are supplied separately.

u-PVC bases are supplied drilled.


When specifying profile required please state colour after product code i.e. KSP6 Black.

Please see page 41 for colour availability.




Vinyl to carpet tile

KSP6
KB2 upvc base



Vinyl to stone

KSP6
KB3 upvc base




Carpet to wood floor

Select base dependant on height of floor covering

Maintenance

PVC flooring profiles should be cleaned with a mild detergent with water on a damp - not wet - cloth, ensuring that the profile is wiped dry before allowing traffic to return to area.

Polishes and industrial cleaning agents should not be used on PVC flooring profiles.



Typical Applications: Carpet tile to laminate, carpet to stone, wood to carpet and ceramic to terrazo.

Environments: Suitable for light, medium and heavy traffic installations i.e. dance floors, nightclubs, offices schools and retail stores.

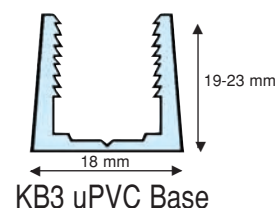
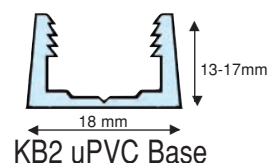
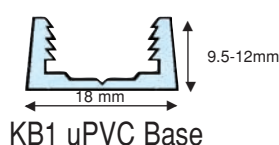
Stock lengths: Tops and bases
2.715m x 6=Packed 16.29m

Tops and bases are supplied separately.

u-PVC bases are supplied drilled.

When specifying profile required please state colour after product code i.e. KSP5 Black.

Please see page 41 for colour availability.



Maintenance

PVC flooring profiles should be cleaned with a mild detergent with water on a damp - not wet - cloth, ensuring that the profile is wiped dry before allowing traffic to return to area.

Polishes and industrial cleaning agents should not be used on PVC flooring profiles.



KLIK SPECTRUM ZIP is a range of both twin and ramp top profiles that are curvable on site when used with uPVC bases. They are both very versatile so can be used with a wide range of floor coverings


Typical Applications

KSP5 ZIP
KB2 upvc base



Carpet to stone

KSP6 ZIP
KB2 upvc base



Vinyl to ceramic tile

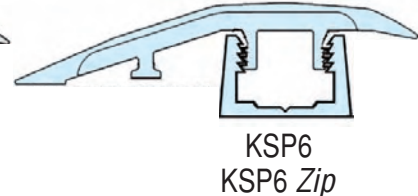
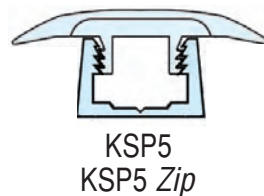
Select base dependant on height of floor covering



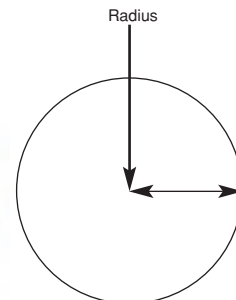
CURVABILITY




The following table shows the minimum radii of KLIKS Spectrum curves, when in a KB1 base, at normal room temperature.



Profile	Radius (m)	Tail Position
KSP5 Zip	1.5m	
KSP6 Zip	1.5m	tail of ramp on the outer edge of circle
KSP6 Zip	1.7m	tail of ramp on the inside of circle



Profile	Radius (m)	Tail Position
KSP5	2.7m	
KSP6	2.3m	tail of ramp on the outer edge of circle
KSP6	2.5m	tail of ramp on the inside of circle



Maintenance

PVC flooring profiles should be cleaned with a mild detergent with water on a damp - not wet - cloth, ensuring that the profile is wiped dry before allowing traffic to return to area.

Polishes and industrial cleaning agents should not be used on PVC flooring profiles.

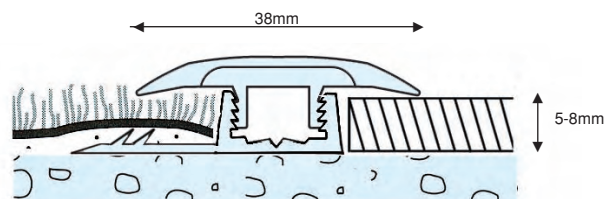


KSP5 ZIP Twin top can be used with Aluminium bases for installations where a curve is not required.

It is ideal for situations where easy removal and replacement is required.


Typical Applications

KSP5 ZIP
KAB 38 punched Base




Carpet to ceramic

KSP5 ZIP
KAB 60 punched base



Carpet to carpet

KSP5 ZIP
KAB 38 unpunched base



Carpet tile to laminate

Typical Applications: Carpet to carpet, carpet to stone, wood to carpet and carpet to ceramic.

Environments: Suitable for light, medium and heavy traffic installations i.e. dance floors, nightclubs, offices and retail stores.

Stock lengths: Tops and bases
2.715m x 6=Packed 16.29m

Tops and bases are supplied separately.

Please specify punched or unpunched when ordering aluminium bases.

When specifying profile required please state colour after product code i.e. KSP5 ZIP Black.

Please see page 41 for colour availability.



Maintenance

PVC flooring profiles should be cleaned with a mild detergent with water on a damp - not wet - cloth, ensuring that the profile is wiped dry before allowing traffic to return to area.

Polishes and industrial cleaning agents should not be used on PVC flooring profiles.



KSP6 ZIP Ramp top can be used with Aluminium bases for installations where a curve is not required.

It is ideal for situations where easy removal and replacement is required.

Typical Applications: Carpet to stone, carpet to lino and carpet to vinyl.

Environments: Suitable for light, medium and heavy traffic installations i.e. dance floors, nightclubs, offices and retail stores.

Stock lengths: Tops and bases
2.715m x 6=Packed 16.29m

Tops and bases are supplied separately.

Please specify punched or unpunched when ordering aluminium bases.


When specifying profile required please state colour after product code i.e. KSP6 ZIP Black.

Please see page 41 for colour availability.



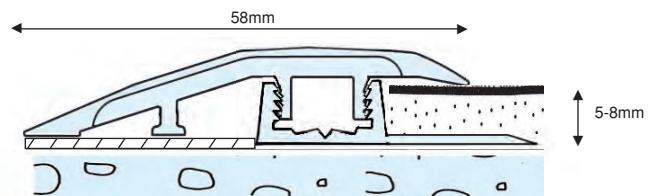
Typical Applications

KSP6 ZIP
KAB 38 punched Base



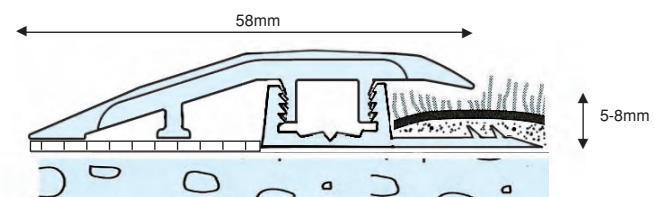
Stone to carpet

KSP6 ZIP
KAB 38 unpunched Base



Lino to carpet tile

KSP6 ZIP
KAB 38 punched Base



Vinyl to carpet

Maintenance

PVC flooring profiles should be cleaned with a mild detergent with water on a damp - not wet - cloth, ensuring that the profile is wiped dry before allowing traffic to return to area.


Polishes and industrial cleaning agents should not be used on PVC flooring profiles.




Installation

KLIKS Spectrum profiles have been designed for simple installation.

With versatile height adjustment and pre drilled bases the Spectrum range is quick and easy to install.




Affix base to subfloor with a suitable cartridge adhesive and mechanically fix.



Once the base is firmly secured, flooring can be laid and the twin and ramp tops dressed in with a rubber mallet.

Fitting lengths over 2.715 metres requires the tops to overlap at least 150mm at the base joints.



A selection of bases are available that include aluminium and upvc bases depending upon the installation.

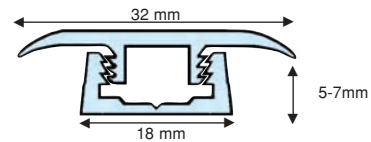
- u-PVC bases can be used with Spectrum and Spectrum ZIP.
- Aluminium bases can be used with Spectrum ZIP only.

For further information please contact the sales office



Twin Profiles

Designed to compliment the KLIKs range of products the upvc twin profile is suitable for use with lower height floor coverings. Ideal for carpet tiles, ceramic and vinyl coverings. Suitable for domestic and light contact, use for floor heights between 5mm-23mm.



KLIKs Twin Top with KB4 base

Stock lengths:

2.715m x 6 = Packed 16.29m

Tops and bases are supplied separately.

Finishes available

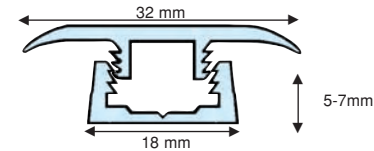
KK32 UPVC Silver

KK32 UPVC Black

KK32 UPVC Bronze


KK32 UPVC Antique Bronze

Other colours available subject to minimum quantities



KLIKs Twin Top with KB4 base

OTHER COLOURS AVAILABLE SUBJECT TO MINIMUM QUANTITIES



C.A.T products are manufactured to the highest quality and although every precaution is made there may be slight colour variations from batch to batch

Bases supplied pre-drilled for mechanical and adhesive fixing.



Installation

Form base to shape of curve required and affix to sub floor (ensuring that surface is level) with a suitable adhesive and screw fixings.

When fitting lengths over 2.715m always overlap top joints by a minimum of 150cm over base joints.

Once base is firmly secured floorings can be laid and tops dressed in with a rubber mallet.

Material must not be stretched when fitting as this will cause tops to contract and cause shrinkage.



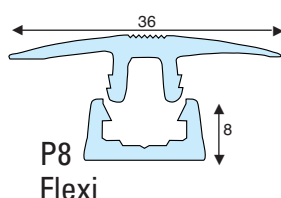
Suitable for domestic and light to medium traffic installations, typical applications include carpet to laminate and ceramic floors.

For contract areas with heavy traffic please contact the sales office for alternative products.

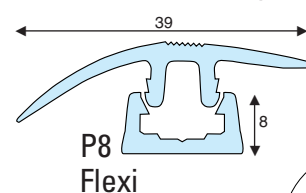
Cat Walk is an installation friendly PVC system designed for fast, easy curving of transition profiles on site.

Curvable to a minimum radius of 750mm, tops are available in twin top T36 and ramp top RT39 styles.


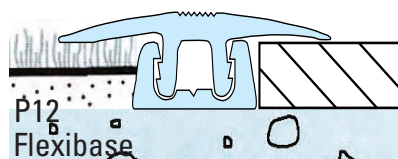


Cat Walk T36 Twin Top



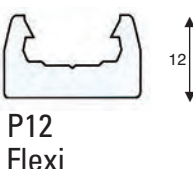
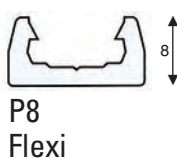
Cat Walk RT39 Ramp Top



Typical application



Bases



Select base dependent on height of floor covering

Tops are available in the following stock colours:

Black	
Granite	
Peat	

Other colours available to 250 mtr minimum order

Bases are supplied pre-drilled

Stock lengths: - tops and bases

2.715m x 6 = Packed 16.29m

Tops and bases are supplied separately.



Limited Stock

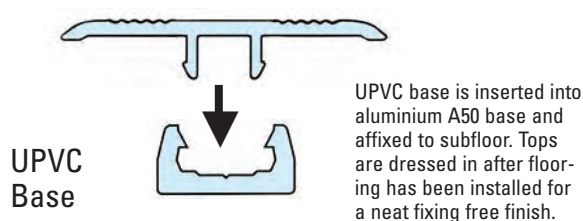


Stock lengths: - tops and bases

2.715m x 6 = Packed 16.29m

Aluminium Base

For use with Carpets. Suitable with all twin tops and P8 and P16 bases.




UPVC
Base

A50

For use with P8, P16 bases

A typical application of Timber to Carpet



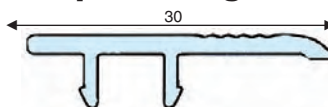
Now Superseded by KLIKS Range



® Square edge and twin profiles

Top-on-base system "TOB" profiles can be used with various types of floorings including carpet, laminate, timber and ceramics.

Square Edge



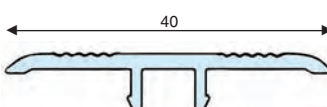
Typical Applications

Ceramic - Carpet Tile
Perimeter edged trim

TOB1	Brass
TOB101	Aluminium Silver
TOB111	Mill Aluminium
TOB121	Polished Aluminium
TOB131	Satin Aluminium



Twin



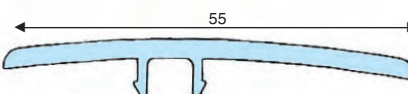
Typical Applications

Timber - Timber
Timber - Ceramic

TOB102	Aluminium Silver
TOB112	Mill Aluminium
TOB122	Polished Aluminium
TOB132	Satin Aluminium



Extra Wide Twin



Produced with a smooth top for a superb finish.

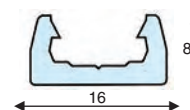
- offset top for expansion

TOB105	Aluminium Silver
TOB115	Mill Aluminium
TOB125	Polished Aluminium
TOB135	Satin Aluminium

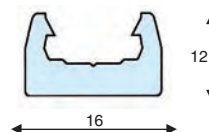
UPVC Bases

Predrilled for mechanical fixing to sub floor.

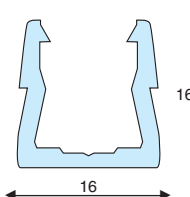
P8



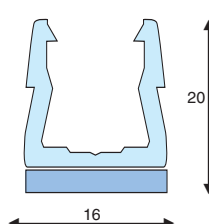
P12



P16



P20



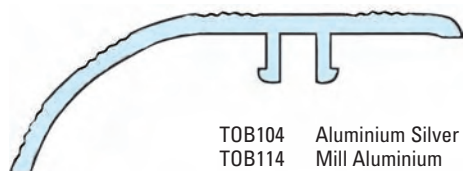
The use of a cartridge applied adhesive is recommended for bases.



Limited Stock

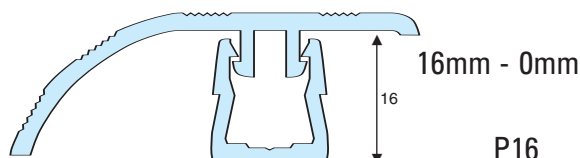


Brass trims are available in special finishes

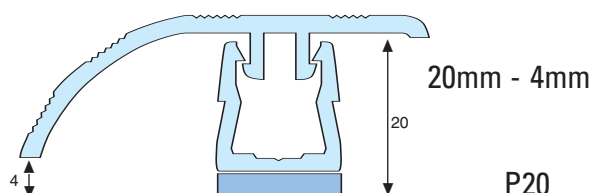


TOB104 Aluminium Silver
TOB114 Mill Aluminium
TOB124 Polished Aluminium
TOB134 Satin Aluminium

Clip profile into bases illustrated to create ramp heights as shown.



P16
Base



P20
Base

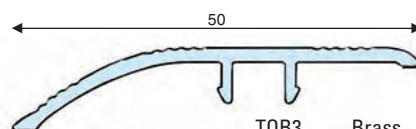
Stock lengths: - tops and bases
2.715m x 6 = Packed 16.29m

Now Superseded by KLIKS Range



Ramp profiles

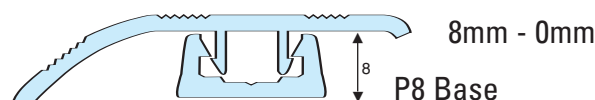
Ramp tops can be used with all TOB bases to accommodate situations where a flooring meets another flooring of a different height.



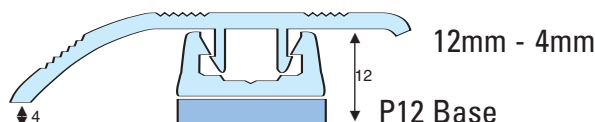
TOB3 Brass
TOB103 Aluminium Silver
TOB113 Mill Aluminium
TOB123 Polished Aluminium
TOB133 Satin Aluminium

Clip profile into bases illustrated to create ramp heights as shown

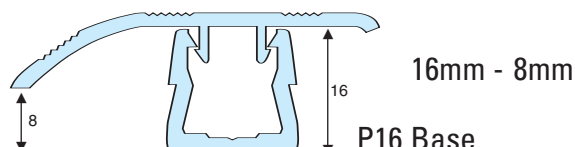
UPVC Bases



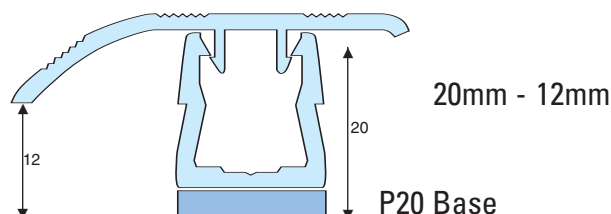
P8 Base



P12 Base



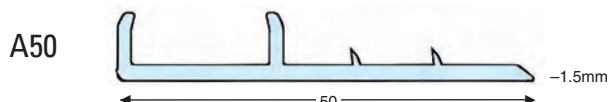
P16 Base




P20 Base

Aluminium Base for Carpets

Suitable with P8 and P16 bases. Can also be used where a wider plate is required for fixing to sub floor.





Expansion Profiles

Reflex profiles are a range of expansion and movement joints, which are designed for use with all hard flooring, eliminating cracking and protecting edges against erosion.

Reflex is acid and alkali resistant and also stain proof. Under pressure, the TPE (Thermo Plastic Elastomer) will compress readily by 20%.

Colours available:



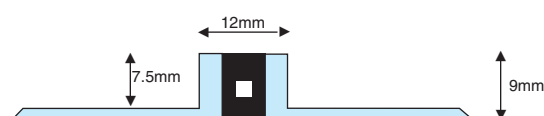
Grey



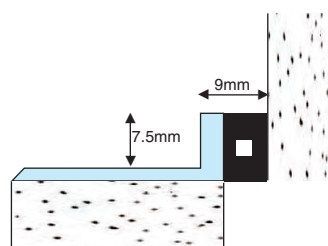
Black

**OTHER COLOURS
AVAILABLE SUBJECT
TO MINIMUM
QUANTITIES**

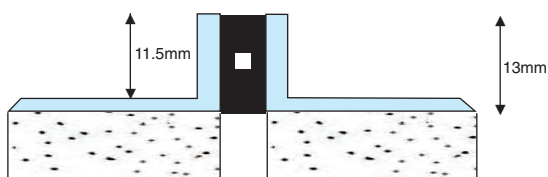
RAD 9
RBD 9
RSD 9



RAS 9
RBS 9
RSS 9



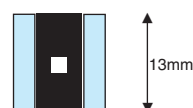
RAD 13
RBD 13
RSD 13



RAS 13
RBS 13
RSS 13



RAP 13
RBP 13



Availability

Stock lengths:

Aluminium and Brass

2.715m x 6 = 16.29m Packed

Stainless Steel

2.0m x 6 = 12m Packed

Symbols: Example:

R - Reflex RAS9: Reflex, Aluminium Mill.
Single Leg, 9mm

A - Aluminium Mill

B - Brass Mill

S - Stainless Steel Bright

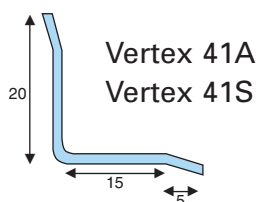
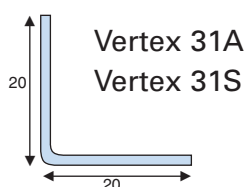
D - Double Leg

S - Single Leg

P - Plate



Internal Corners



Stainless Steel

Formed in 1.2mm gauge

Aluminium

Formed in 1.5mm gauge

Stock lengths:

2.5m x 6 = Packed 15m

Finishes

Refer to special finishes page for more information

Stainless Steel

- Bright
- Brushed to order

Aluminium

- Mill Aluminium

- Powder coat to special order dependent upon quantity

Vertex is corner protection from CAT.

Produced from stainless steel and aluminium. Vertex protects corners from knocks, bumps, trolleys, cases etc.

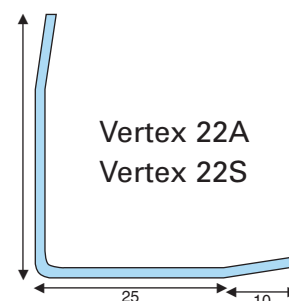
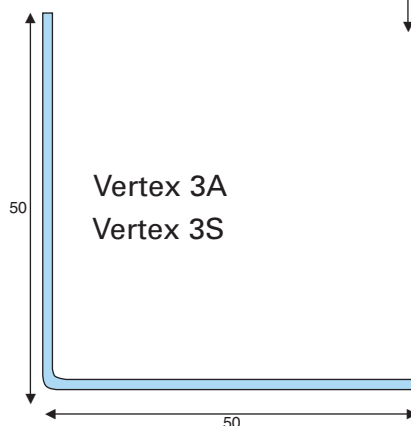
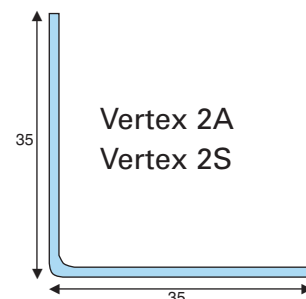
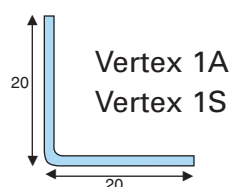
Available in a variety of sizes for all types of wall construction.

Symbols

A – Aluminium


S – Stainless Steel

External Corners



OTHER SIZES AVAILABLE SUBJECT TO MINIMUM QUANTITY 50 MTRS

**Supplied undrilled for adhesive fixing.
Drilled to special order**



Description

CAT nosings are manufactured to the highest quality specification in brass, aluminium and now available in special finishes

A selection of nosings have serrated tread details and others with PVC inserts in a variety of colours.

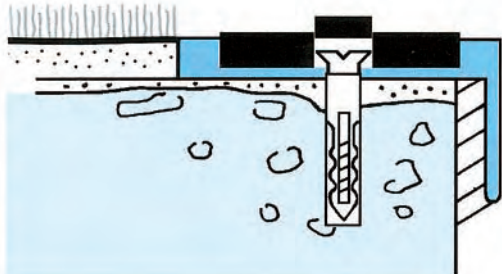
Selection

Choose from nosings in various thicknesses and shapes to accommodate different step edges and floor finishes.

Certain nosings are designed with a diminished edge for installation with hard floorings including vinyl, terrazzo, wood, etc.

Installation

It is highly advisable when fitting stair nosings to use screw fixings and a suitable cartridge adhesive, after ensuring that treads and risers are in good order.



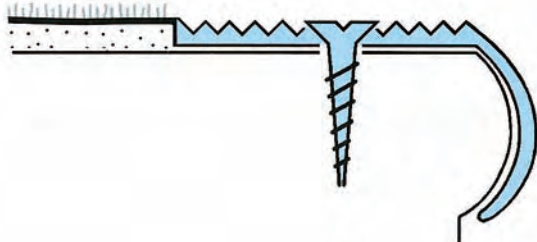
Nosings with PVC inserts can be supplied pre-infilled with plugs to conceal screw-heads

Alternatively you can specify CAT **Retrofit** system which eliminates the need for plugs

Refer to page 58 for more information regarding infill colours



A drop of adhesive is required to secure plugs in place.



Nosings with ribbed brass treads can be supplied with smooth plugs to conceal screwheads.

Alternatively nosings can be supplied drilled flush for brass screws.

Ribbed aluminium treads are supplied

undrilled or can be supplied for screw fixing if required.

To raise the height of nosings to accommodate thicker floor coverings suitable packing strips of correct gauge can be used, ensuring a good bond is maintained with suitable cartridge adhesive and mechanical fixings.

**NEVER FIT NOSINGS OVER EXISTING FLOOR COVERINGS
UNLESS SECTIONS ARE DESIGNED FOR THIS SITUATION.**



Data

Brass alloy to BS 2874 : 1986.

Aluminium alloy to BS 1474 : 1987.

PVC to BS 6746 : 1990.

Special Finishes on Brass Nosings

Available on stock lengths only - please call sales office for availability



BN1 Antique Bronze

For further advice on the maintenance of a particular product please contact our sales office.

Measuring

Steps should be measured and numbered from the top of the staircase to the bottom, indicating flights and landings for the cutting and installation plan.

For curved steps please refer to stair nosing fabrication section for advice on templating **on page 57**

Supply

Stair nosings can be cut to customers sizes or supplied oversize (by 30mm) if specified, for cutting on site.

Maintenance

Brass nosings are produced with a highly polished finish, regular cleaning with a suitable metal polish and soft cloth is advised to maintain their finish, alternatively nosings can be left to age oxidize for a natural finish.

Avoid water and all forms of moisture with brass nosings.

Aluminium ribbed tread sections which are polished aluminium can be maintained with a metal polish. Anodised and satin nosings should be cleaned with a mild detergent and warm water but must be totally dried immediately after cleaning.

PVC inserts should be cleaned with a mild detergent diluted with water on a damp - not wet - cloth, ensuring that inserts are wiped dry before staircase is open to traffic.

POLISHES AND INDUSTRIAL CLEANING AGENTS SHOULD NOT BE USED ON TREADS AND INSERTS AND MAY PROVE HAZARDOUS IF USED.



Description

A fabrication service is available for the curving and shaping of a selection of nosings subject to step shape.

Also available are mitred and welded returns and capped ends for a neat finish to the end of nosings on open string staircases (see page 67).

When ordering curved nosings a hardboard or stiff card template is required to work from for each curved step.

Instructions

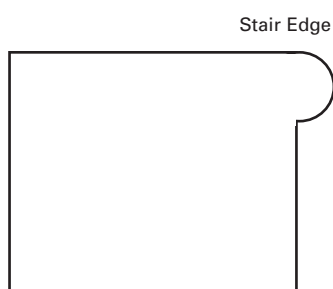
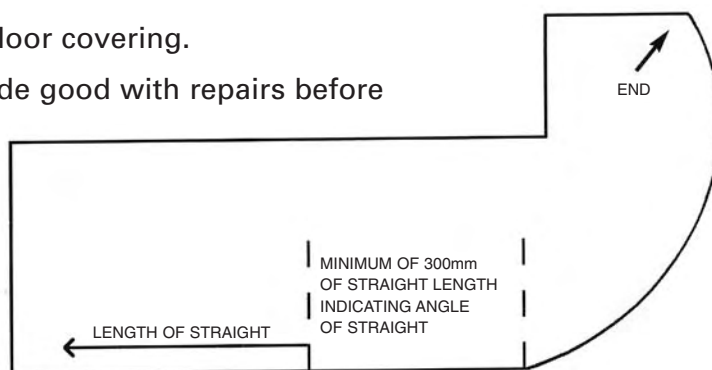
How to Take a Template

Step edge should be free from existing floor covering.

Where required step edge should be made good with repairs before template is taken.

Offer card on top of stair tread and with a marker pen draw around curve on underside of card at stair edge.

Ensuring that line is uniform cut along mark, then offer shaped card to step and make any adjustments as required.



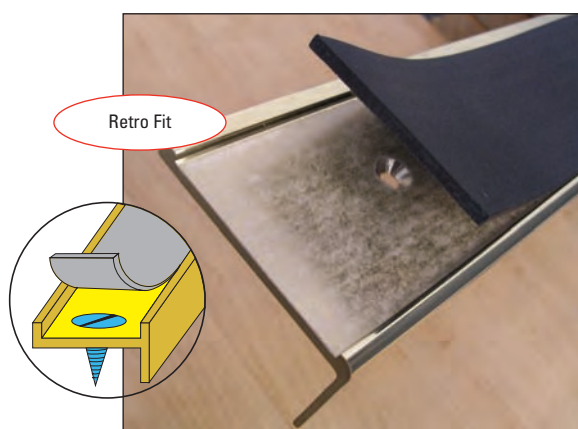
Please indicate on all templates

- Nosing profile.
- Customer name and job reference.
- Order number.
- Top side of template.
- Edge of tread.
- Infill colour if PVC insert.
- Special drilling instructions.
- Allowance (if any) for new floor covering.
- When job is required.

All curved nosings are supplied oversize for trimming on site.
The maximum length of a curved nosing in one piece is 3.2 metres.

It is important to contact our sales office for the suitability of sections for curving.

Curves and mitres of chrome nosings are subject to availability.



Retro fit- For a neat, concealed fixing finish specify Retro-fit when selecting CAT stair nosings with PVC infills

Installation instructions:

Retro Fit: Nosings are supplied cut to size, pre-drilled for countersunk screw fixings. On site having secured nosings to tread with screws and cartridge adhesive, peel away protective cover from adhesive carrier tape.

Insert infill into carrier applying pressure ideally with a roller to ensure a good bond along the entire width of tread.

Please note:

Infills are supplied 50mm oversize for trimming in. Having trimmed infill ensure bond is good at each end of nosing.

Infills should be fitted at normal room temperature, not in cold environments to avoid the possibility of any contraction.


Infill plugs- The alternative method of fixing infilled nosings to stairs.

Installation instructions:

Infill plugs: Nosings are supplied pre-drilled and affixed with screws and cartridge adhesive to treads. Having fixed screws a dab of adhesive is applied with a match (or something similar) to heads and plugs gently tapped home.



Textured Colours



NB. Please note colours depicted are representative only and are subject to printing interpretations.
For a sample please contact our sales office.

Cleaning

Infills should be cleaned with a mild detergent, diluted with water on a damp, not wet, cloth ensuring that infills are completely dry before staircase is open to foot traffic.

Avoid contact with stair nosing carrier.




Brass Stair Nosings with PVC insert




Special finishes to order.
Antique Bronze • Antique Brass •
Chrome • Satin Chrome • Nisheen

Polished Brass Stair Nosings with ribbed treads




Special finishes to order.
Antique Bronze • Antique Brass

Aluminium Stair Nosings with PVC insert



Mill • Polished • Satin

Aluminium Stair Nosings with ribbed treads




Mill • Polished • Satin • Matt Silver Anodised

Aluminium Stair Nosing AN6 • AN7 with castellated treads




Mill • Polished • Satin • Matt Silver Anodised

Aluminium Stair Nosing AN3 • AN4 • AN5 with castellated treads



Mill • Polished • Satin

Stainless Steel Cover Nosings with PVC inserts




Bright • Brushed

Bright Chrome




Mill Aluminium



Satin Chrome



Polished Aluminium



Nisheen




Satin Aluminium



Antique Brass



Matt Silver Aluminium




Antique Bronze



Bright Stainless Steel




Polished Brass



Brushed Stainless Steel





Stair nosings with PVC inserts are supplied with concealing plugs for hidden fixings.

Can be undrilled if preferred.

Alternatively nosings can be drilled through carrier only and inserts fitted after fixing to stairs for a plug free finish using CAT's Retrofit system

Please see Technical Information - Installation.

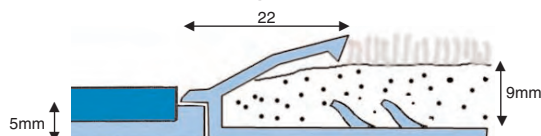
Special finishes to order • Stair Nosings

Refer to special finishes page for more information

Stair nosings can be supplied cut to size or in stock lengths at customer's request.

Stock lengths: 3.5m

SNE Brass Nap Trim



requires dressing down
Used to trap edge and protect
carpet installed behind
nosing.

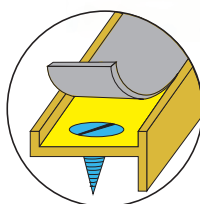
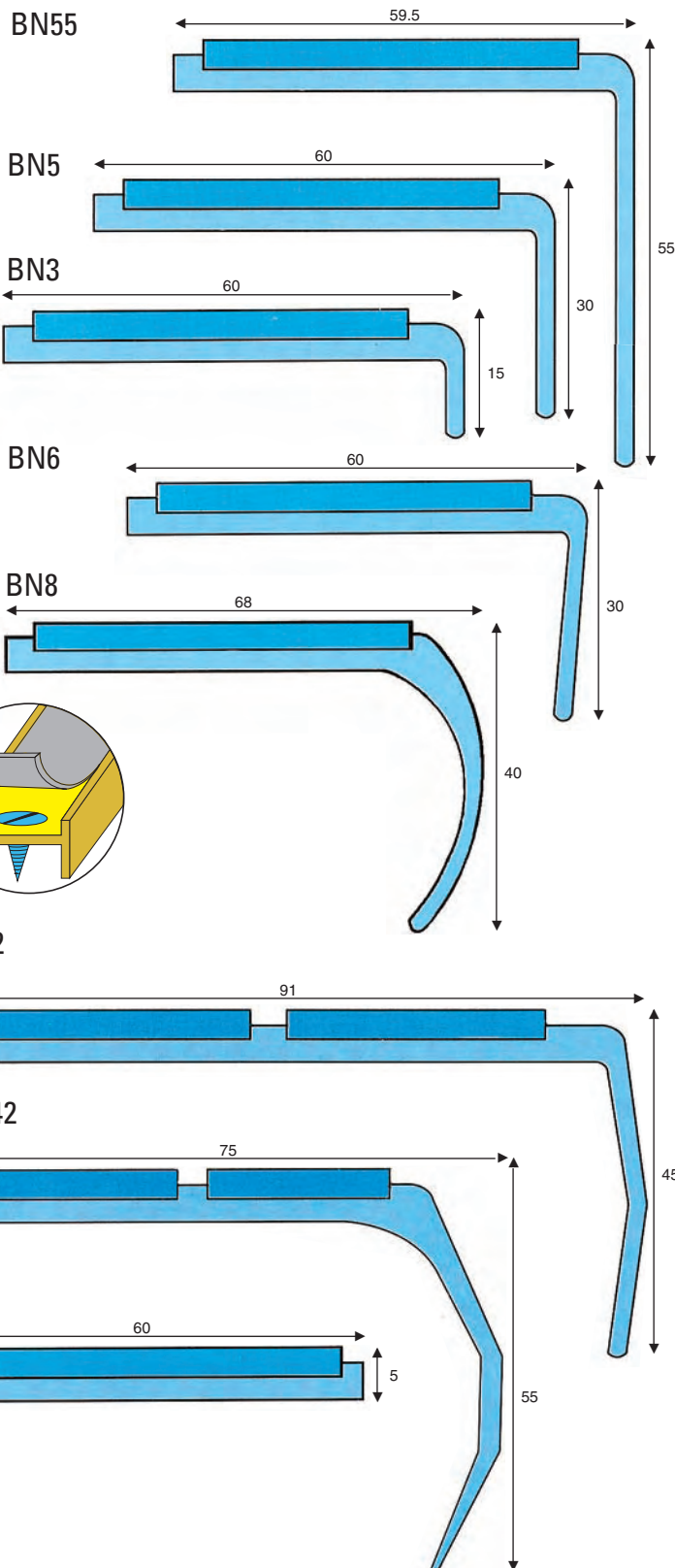
Special Finishes • SNE


Antique Brass
Antique Bronze

Stair Nosings with PVC inserts

Available in polished brass.

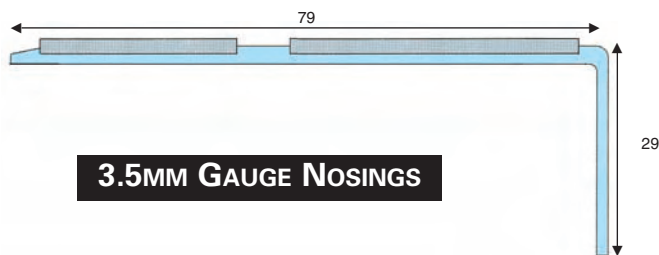
5MM GAUGE NOSINGS





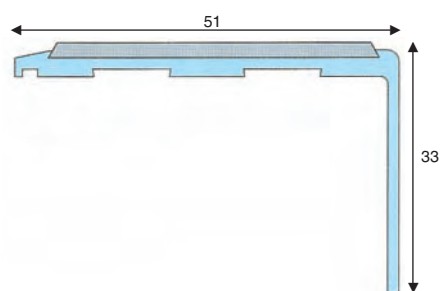
Polished Brass with PVC inserts

BN79

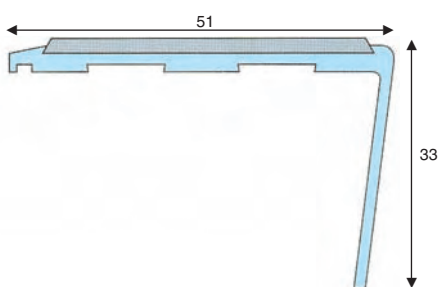


3.5MM GAUGE NOSINGS

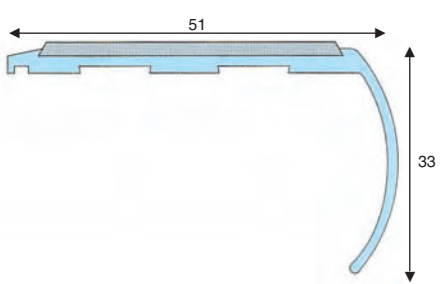
BN19



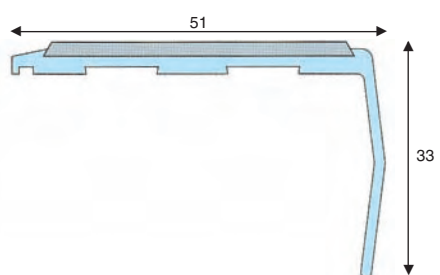
BN17



BN18



BN16



Stair nosings with PVC inserts are supplied with concealing plugs for hidden fixings.

Can be undrilled if preferred.

Alternatively nosings can be drilled through carrier only and inserts fitted after fixing to stairs for a plug free finish using CAT's retrofit system

Please see Technical Information - Installation.

Special finishes to order • Stair Nosings

Refer to special finishes page for more information

Stair nosings can be supplied cut to size or in stock lengths at customer's request.

Stock lengths:

3.5m



Stair nosings with PVC inserts are supplied with concealing plugs for hidden fixings.

Can be undrilled if preferred.

Alternatively nosings can be drilled through carrier only and inserts fitted after fixing to stairs for a plug free finish using CAT's Retrofit system.

Please see Technical Information - Installation.

Special finishes to order • Stair Nosings
Refer to Special Finishes page for more information

Stair nosings can be supplied cut to size or in stock lengths at customer's request.


Stock lengths: 3.5m

Polished Brass and Aluminium

Nosings with feathered edges

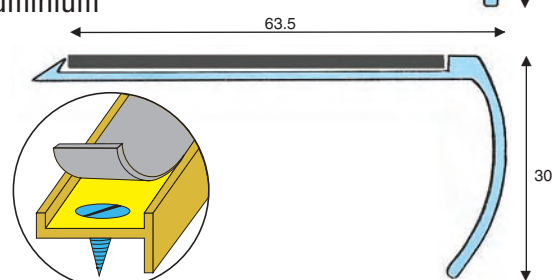
3.5MM GAUGE NOSINGS

BN15 Brass
AN15 Aluminium



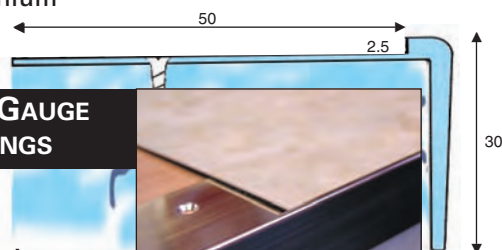
PVC INSERTS

BN14 Brass
AN14 Aluminium



Nosings for resilient floorings

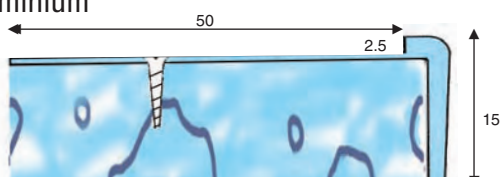
BN20 Brass
AN20 Aluminium



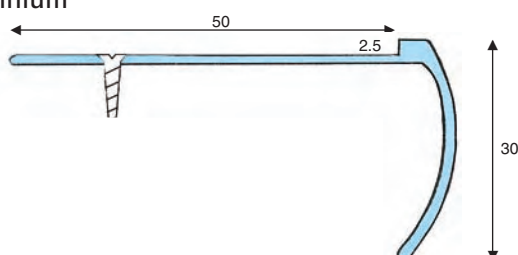
1.5MM GAUGE NOSINGS

For domestic steps with vinyl floorings

BN20/15 Brass
AN20/15 Aluminium



BN21 Brass
AN21 Aluminium



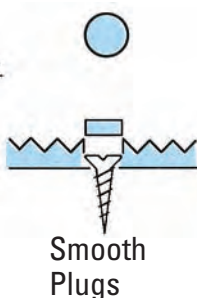
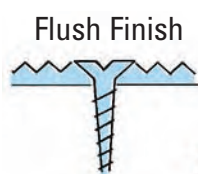


Polished Brass with Ribbed Treads

A stylish alternative to Brass nosings with pvc inserts for installations that require additional elements of design.

Suitable for use with many floor coverings including wood, ceramics and carpets.

Stair nosings with ribbed treads can be supplied with either countersunk brass screws or zinc screws and smooth concealing plugs secured with adhesive.



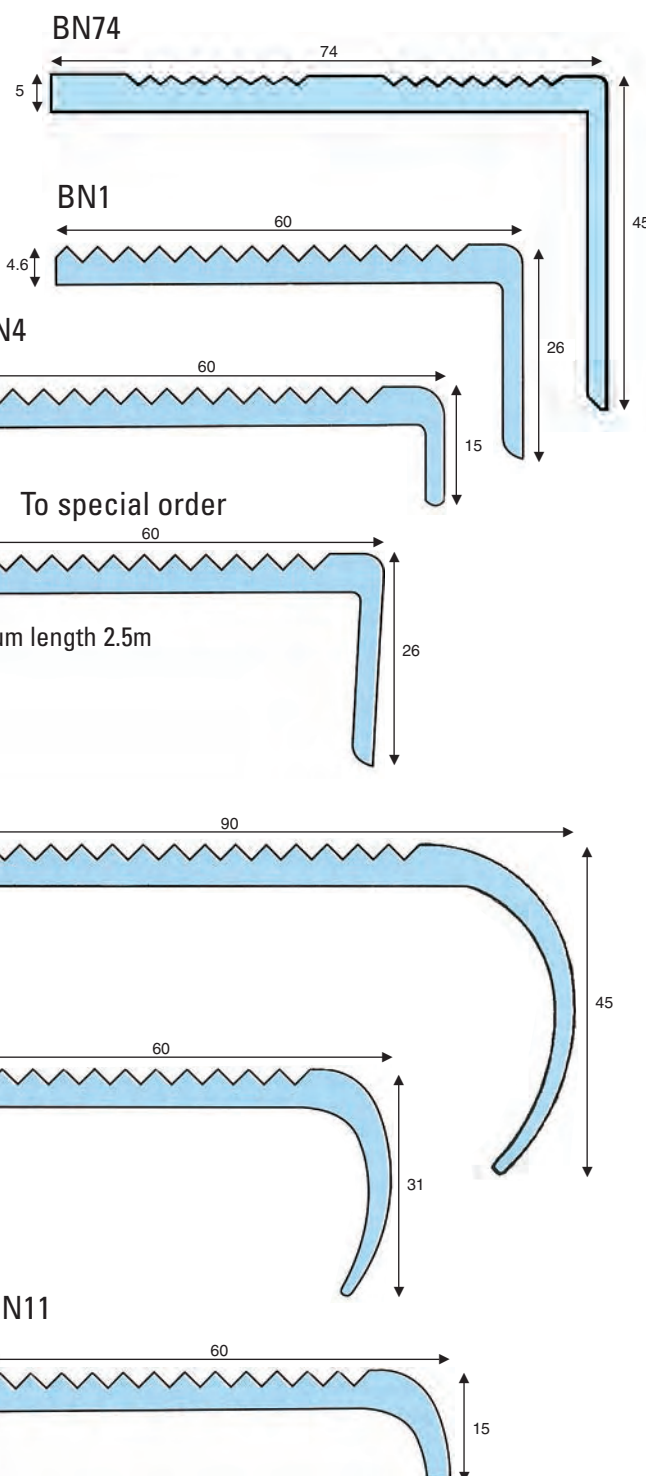
Special finishes to order


Refer to special finishes pages for more information

Antique Bronze
Antique Brass

Stair nosings can be supplied cut to size or in stock lengths at customer's request.

Stock lengths: 3.5m





Aluminium with Ribbed Treads

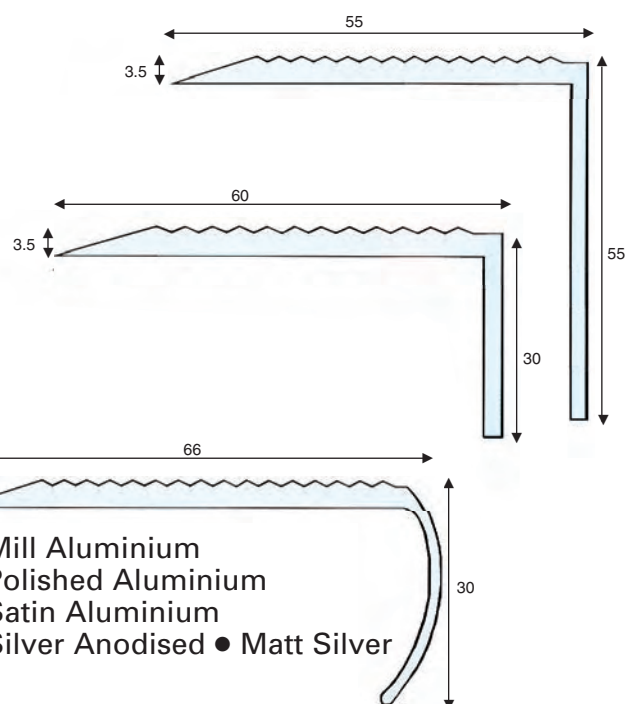
A popular alternative to aluminium nosings with PVC inserts.

A feathered back edge makes profiles suitable for fixing directly to wood and ceramics.

AN55

AN1

AN2




Stair nosings can be supplied cut to size or in stock lengths at customer's request.

Stock lengths 3.5m

Aluminium with infill

AN60



For infill colour choice please refer to page 58
For drilling options please refer to page 58

Edgings

Ideal for finishing edges of flooring

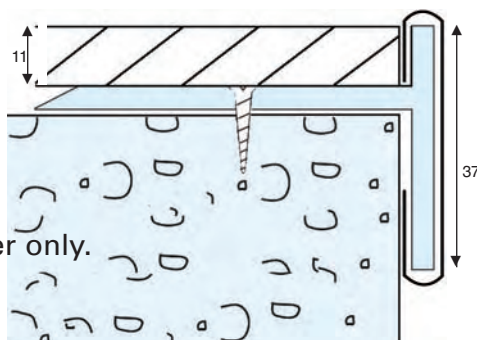
AE32/S

Stainless Steel Cover

- Bright
- Brushed

Made to special order only.

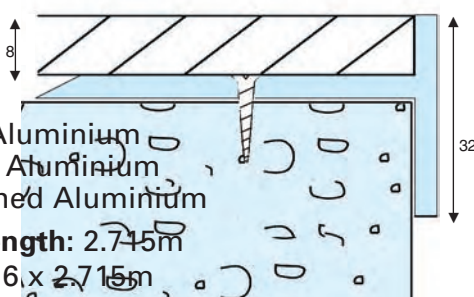
Stock length: 2.0m
Packed: 6 x 2.0m




AE32

- Mill Aluminium
- Satin Aluminium
- Polished Aluminium

Stock length: 2.715m
Packed: 6 x 2.715m





Aluminium with Castellated Treads

A popular alternative to aluminium nosings with PVC inserts.

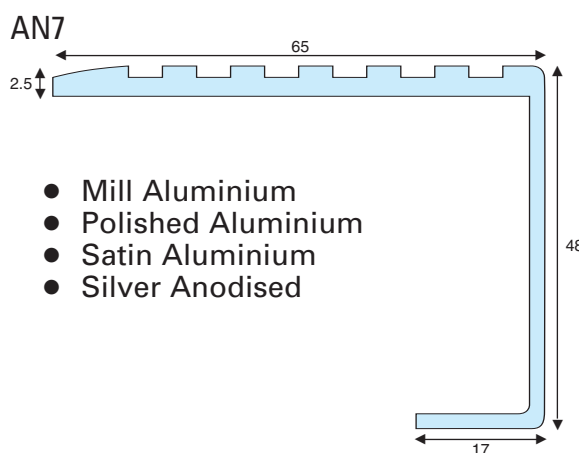
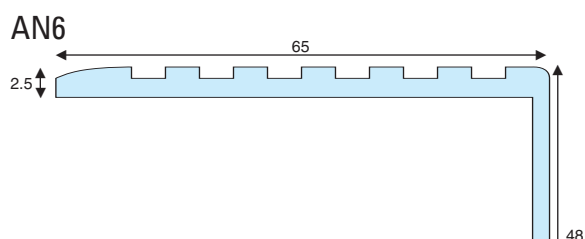
Stair nosings can be supplied cut to size or in stock lengths at customer's request.

Stock lengths: 3.5m

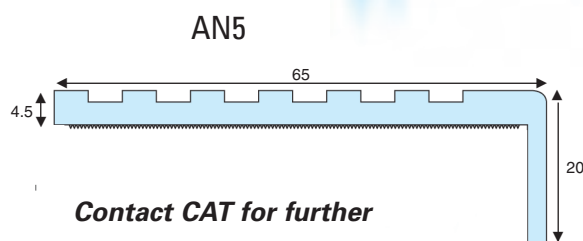
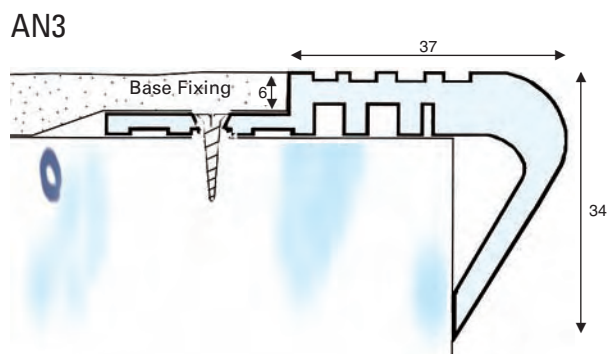
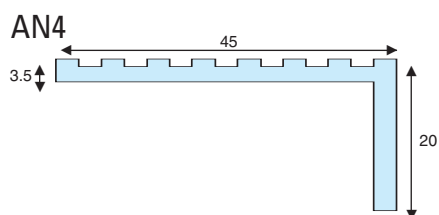
Available drilled or undrilled.



- Mill Aluminium
- Polished Aluminium
- Satin Aluminium



- Mill Aluminium
- Polished Aluminium
- Satin Aluminium
- Silver Anodised



Contact CAT for further developments with aluminium stair nosings and edgings.





CAT Design © 2007



Stainless Steel Nosing with infill

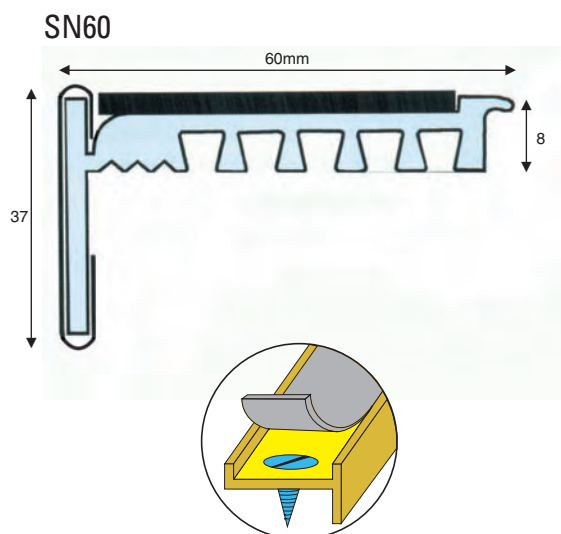
Stainless Steel cover nosing with PVC insert.

Stair nosings with PVC inserts are supplied with concealing plugs for hidden fixings.

Can be supplied undrilled if preferred.

Alternatively nosings can be drilled through carrier only and inserts fitted after fixing to stairs for a plug free finish using CAT's retrofit system

Please see Technical Information - Installation.




Stair nosings can be supplied cut to size or in stock lengths at customer's request.

Stock lengths:
2m

Finishes available

- Bright Stainless Steel
- Brushed Stainless Steel

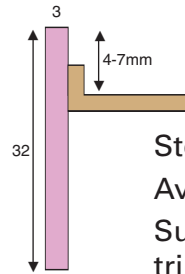


Manufactured to special order, please allow 14 working days

 **Contact CAT for further developments with aluminium stair nosings and edgings.**



Brass Welded Stringer Trim



Stock angles 83° and 90°
Available 81° and 90°
Supplied oversize for trimming on site.

Polished brass angles for use with CAT stair nosings as a masking detail for external strings.

Stringer sizes: 360mm x 360mm
stringer stock lengths: 1.83mtr



Brass Stair nosing with Stringer Trim

Stair nosings can be supplied with welded stringer trims to mask string details where floorings are installed on tread only and riser is left bare or there are no risers.

Please specify left or right handing when ordering.



Brass Welded Mitre

Stair nosings can be supplied with 90° welded mitres.

When ordering please specify left or right handing, and length of return.

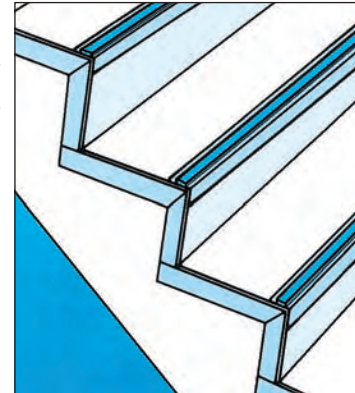


Brass Welded Capped End

Stair nosings can be produced with welded capped ends.

When ordering please specify left or right handing.

Installation



When trimmed apply adhesive to inside face of angle and hold till set.


Mitres and fabricated nosings are available in chrome subject to approval.

Contact the sales office for more information.



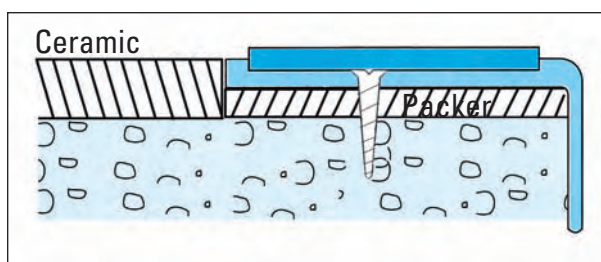
TYPICAL APPLICATIONS

68

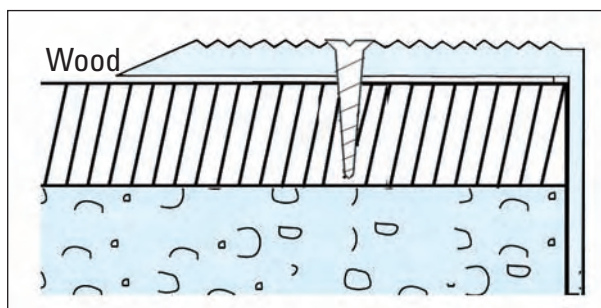


BN1 Brass nosing installed on a packer to raise height equal to top of feline edge.

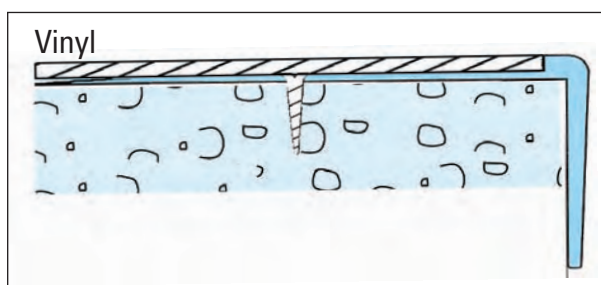
Carpet then installed into feline edge.



BN5 Brass nosing installed on packer to raise to same height equal to top of ceramic tile.

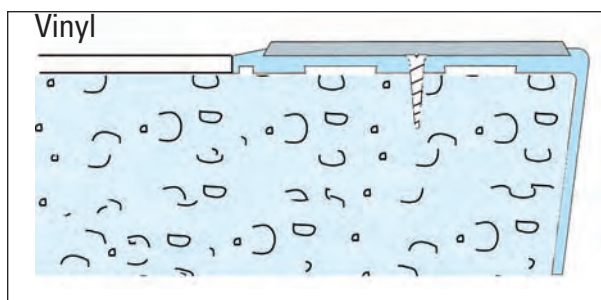


AN1 Aluminium nosing directly installed on to wood to create safe edge.



BN20 Brass nosing installed to create neat edging for vinyl.

Use of featheredge required to take away thickness of BN20 base.



BN17 Brass nosing installed directly to step edge.

Vinyl is then laid up to the nosing.

These are suggestions only and consideration needs to be taken into account of floor coverings being used and that all step edges have been made good and flat.



Stair Rods and Fixing Eyes

The Akeman Collection consists of endless options to enhance the appearance of the most stylish staircases.

Choice

Rods and eyes in a variety of designs in solid brass and a range of special finishes.

Selection

Rods are produced in various diameters, selecting the most suitable rod is dependent upon:

- personal taste
- width of stair runner and stairway
- thickness of carpet and underfelt.

Guide for rods with conventional carpet and underfelt

- 10mm rod is suitable to 914mm
- 12mm rod is suitable to 1219mm
- 16mm rod is suitable to 2440mm
- 20mm rod is suitable to 2440mm and over

Please note this is for guidance only, consideration must be given to depth of carpet, effect required, etc. Call our sales office for advice.

Stair rods with carpet runners

Choose from the complete collection including stair clips.

Stair rods with fully fitted carpets

Choose round rods 10, 12, 16mm diameter with top fix eyes.

Measuring

See purchase order template in this catalogue.

Installation

Fix eyes into tread and riser directly alongside edge of carpet runner, leaving a gap of approximately $\frac{1}{8}$ " (3mm). Use rawl plugs for mechanical fixings into concrete stairs and direct screw fix into timber on wooden staircases, except when ring eyes are fitted and rawl plugs are advised to accept threaded taper fixing. Always use wooden gripper with stair rods.

When installing top fix eyes for fully fitted carpets exercise caution when fixing through carpet.



Brass Stair Rods and Eyes

Solid Round Rods




Turned Finials (available in 10, 12, 16 and 19mm diameters)

BALL




ACORN




CASTLE



TURRET



OVAL




SPEAR



BEACON



SOLAR



MINSTREL



CORONET









NEW STYLES

Solid Round Rods



Large Finials

ARROW + FLIGHT
16mmBALL
16 & 20mmACORN
16 & 20mmPINEAPPLE
16 & 20mmJESTER
12mmMANHATTAN
12mmPARIS
12mm

NEW STYLES

Hinged eyes required for use with large finials



Brass Stair Rods and Eyes

Solid Triangular Rods



Welded Finials (only available in 22mm face)

PLAIN END



TREFOIL



FLEUR-DE-LYS



SPEAR



Stair Clips

BRASS



ANTIQUE BRASS



ANTIQUE BRONZE




GUNMETAL



STEEL



CHROME



Brass Fixing Eyes

Plain Eye



Suitable with round rods in diameters - 10, 12, 16, 19mm.
For stairs with open strings and rod removal is not required.

Hinged Eye



Suitable with round rods in diameters - 10, 12, 16, 19mm.
Recommended where regular removal of rods is required.

High Style Plain Eye



Specification as standard plain eye but with deeper tread and riser detail - 12, 16mm.
Recommended with particularly thick carpets and felt.

High Style Hinged Eye



Specification as standard hinged eye but with deeper tread and riser detail - 12, 16mm.
Recommended with particularly thick carpets and felt.

Plain Eye Triangular




Suitable with plain ended triangular rods for stairs with open strings and rod removal is not required.

Hinged Eye Triangular




Suitable with triangular rods for stairs where regular removal of rods is required.

Top Fix Eye



Suitable with round rods - 12mm diameter.
Use with full width carpets and turned rods to create traditional effect.
Caution when fixing eyes through carpet.

Ring Eye



Neat and unobtrusive with round rods - 12mm diameter.
Fix into treads or riser. Do not overtighten and damage thread. Always use rawl plugs when fixing.



Special Finishes for Stair Rods and Eyes

New Look! Old Effect! Always Stylish!
When choosing C.A.T. consider our special finishes.

Finishes on Brass Rods and Eyes


BRIGHT CHROME



SATIN CHROME




BRIGHT NICKEL




SATIN NICKEL




ANTIQUE BRASS



ANTIQUE BRONZE



ANTIQUE GUNMETAL



Please note: Antique finishes are hand applied and will vary in shade from order to order, though efforts will be made to match to samples if supplied.





Suitable for stairs with carpet runners

Pre-Pack Economy Range

Suitable for carpet runners to 900mm (36").

Choice of finishes available.

Superb value and quality.

Each pack contains:

- 13 x 1 metre stair rods with push-in finials.
- 26 x hinged fixing eyes with screws.

Note: Not available singularly.



Choose either ball or acorn finials.



Brass



Chrome



Satin Chrome



Stair rods are produced in 12mm diameter hollow tube 1 metre in length and are suitable for stairs with carpet runners to 900mm (36") in width.

How to Measure for Stair Rods

Measure the full width of carpet runner and add a minimum of 100mm including finials to give finished rod length, subject to maximum available width of staircase. Cut rod to size with a hacksaw, being careful to cut evenly and clean burred edges with emery cloth allowing finial to be inserted.

To increase tightness of finial in tube turn nut on thread to expand rubber bung.

Stair eyes should be fixed directly alongside edge of runner. Use rawl plugs for mechanical fixings into concrete stair and direct screw fix into timber (having drilled pilot hole first) on wooden stair.

Please note: stair rods and eyes are designed for decorative appeal and should always be used in conjunction with wooden gripper for fixing carpet to stairs.





Stair Rod Fabrication

For the situations when you can't always tread the straight and narrow!



Curved rods can be produced from customer's templates.



Special Products



This rod's going nowhere!

Oversize rods with rebate, used with hinged eye, the ultimate solution to rods that move.

Available to special order, round rods only.

Please note: dimensions are critical with this type of rod. Ideal for large projects requiring long rods.



Stop That Spinning!

New improvement to hinged eyes. A rubber pad to help prevent rods turning by creating a compressed fit into eyes.



Joining Detail!

When rods over 3000mm in length are required we advise the use of a centre joining detail.

Available for 20mm rods.

Can also be used with 25mm rods which have been rebated to accept 20mm fixing eyes.



PURCHASE ORDER TEMPLATE

Cl/Sfb	(43)Y+(44)	Hh
--------	------------	----

76

Purchase Order Form - General

1.5% Discount on all Orders Placed on this Template Form.

Orders placed subject to C.A.T. normal Terms and Conditions of Sale

INVOICE ADDRESS:	DELIVERY ADDRESS:
TEL	TEL
FAX	FAX
EMAIL	EMAIL

COMPANY	CONTACT
TEL	
FAX	
EMAIL	ORDER NO.
ACCOUNT NO.	
DATE OF ORDER	
DELIVERY DATE	

PRODUCTS

--

SPECIAL INSTRUCTIONS

--

CONTACT CAT**Innovators in Trim Design****www.cat-accs.com****e: sales@cat-accs.com****t: 01582 561500****f: 01582 561900**



PURCHASE ORDER TEMPLATE



Purchase Order Form for Stair Nosings

1.5% Discount on all Orders Placed on this Template Form.

Orders placed subject to C.A.T. normal Terms and Conditions of Sale

COMPANY		INVOICE ADDRESS:
CONTACT		
TEL		
FAX		
EMAIL		DELIVERY ADDRESS:
ORDER NO.		
ACCOUNT NO.		
DATE OF ORDER		
DELIVERY DATE		

MEASURING

Steps should be measured and numbered from the top of the staircase to the bottom, indicating flights and landings for the cutting and installation plan. For curved steps please refer to stair nosing fabrication section for advice on templating.

Stair nosings can be supplied in various lengths.

- stock lengths
- cut to size
- oversize (by 30mm) if specified for cutting on site

ORDER

Nosing reference		Insert colour	
Drilled		Undrilled	
Curves / Yes		No	

SIZES

--

SPECIAL INSTRUCTIONS

--



PURCHASE ORDER TEMPLATE

The Akeman Collection Purchase Order Form for Stair Rods, Eyes and Stair Clips

1.5% Discount on all Orders Placed on this Template Form.

Orders placed subject to C.A.T. normal Terms and Conditions of Sale

COMPANY		INVOICE ADDRESS:
CONTACT		
TEL		
FAX		
EMAIL		DELIVERY ADDRESS:
ORDER NO.		
ACCOUNT NO.		
DATE OF ORDER		
DELIVERY DATE		

STAIR RODS

FIXING EYES – sold in pairs

ROD TYPE		EYE TYPE	
DIAMETER			
FINIAL TYPE		QUANTITY	
FINISH			

SIZES: TIP TO TIP MEASUREMENT

STAIR CLIPS

	FINISH	
	NUMBER OF CLIPS IN PAIRS	

SPECIAL INSTRUCTIONS

--

TIPS FOR MEASURING STAIR RODS

For rods with carpet runners, measure the full width of the runner and add a minimum of 100mm for 10mm, 12mm and 16mm turned rods and 150mm for rods with large finials having given consideration to available staircase width.

For rods with full width carpets using top fix eyes, measure stairs full width and deduct a suitable amount to create best effect. Always number stairs from top down to bottom.



DIRECTIONS TO OUR LUTON FACTORY

FROM THE NORTH – Total distance from junction 12 to CAT – 5 miles

Exit from the M1 at junction 12 Toddington services, turn immediately right over the motorway, then take the first turning on your left (the B579) towards Chalton and Luton.

Stay on the road for a distance of just under 1.5 miles, at the T junction turn left on the B579 signposted Chalton and Luton, continuing past the Fancott Public House.

After approximately one mile you will be entering the village of Chalton with the Star Public House on your left hand side. Continue up the hill, as you proceed over the motorway bridge at the apex of the hill, turn left into Sundon Road signposted Sundon and Streatly.

Continue over the railway bridge, proceed through the small village and down the hill, with fields to left and right of you.

At the foot of the hill on the bend turn right, signposted Luton Industrial Estates (you are now on Sundon Park Road).

Proceed signposted Park Avenue Industrial Estate and town centre, straight over first roundabout still on Sundon Park Road.

Continue past Luton Enterprise Park on your right hand side and a school on your left hand side. There is a sign next to the traffic camera indicating industrial estates.

Take an immediate right turn before the shops, which are on your left, into Park Avenue leading to Scott Road.

You are now entering Park Avenue Estate, continue past the security hut on your left and take the second and last turning on your right.

Continue for another couple of hundred yards and CAT is a red and blue building in front of you.

Please report to the trade counter situated on the right hand side of the building.

FROM THE SOUTH – Total distance from junction 11 to CAT – 3.5 miles

Exit from the M1 at junction 11 and turn right, back under the motorway, on Dunstable Road. Continue along Dunstable Road until the traffic lights with the Leicester Arms on your right hand side, turn immediately left into Humberstone Road.

At the end of Humberstone Road proceed over the roundabout into Oakley Road, past Electrolux.

When you see the sign for the Sugar Loaf Public House on your right hand side, take the right hand lane at the lights.

Turn right into High Street. Proceed along into Grange Avenue until you see signpost for B579 to Toddington, at traffic lights turn left before railway bridge into Toddington Road.

At the Sundon arch sign turn right, signposted Sundon 2.5 miles. Continue under railway bridge and turn left at mini roundabout into Sundon Park Road.

Proceed past Leagrave Motor Company and Jet Garage. Go over the mini roundabout and over zebra crossing with shops on right hand side.

Turn left into Park Avenue Estate. Continue past the security hut on your left and take the second and last turning on your right.

Continue for another couple of hundred yards and CAT is a red and blue building in front of you.

Please report to the trade counter situated on the right hand side of the building.



LOCATION DIRECTIONS - HAYLE



The location of CAT Plastics Manufacturing site in Hayle is now the home of the CAT showroom where you can view the very best of CAT products, and is available for all customers to visit.

Most visitors will be travelling to Hayle from the north via the M5. Continue down the M5 and A30 south until you reach the Hayle roundabout. Take the second exit from the roundabout, past the retail park and proceed straight across the next roundabout. After the roundabout take the next right and the factory is at the second left exit.


Those lucky enough to be travelling from the south to Hayle should head north on the A30 Hayle by-pass until you reach the northern roundabout. Take the fourth exit towards Angarrack and pass the retail park. Go directly across the next roundabout and then take the first turning on the right, proceed along then take the second exit left, where the CAT Plastics division is situated.

A warm welcome awaits all our visitors. To ensure personnel are available to greet you please contact the Luton office who can help with arrangements

CONTACT CAT

Innovators in Trim Design





CAT Fabrication

Example

stainless steel • 40mm ring • brushed finish



© APRIL 2009